

FILED
OCT 25 2017
State Auditor & Inspector

COUNTY
2017-2018
ESTIMATE OF NEEDS
AND FINANCIAL STATEMENT OF THE
FISCAL YEAR 2016-2017

BOARD OF COUNTY COMMISSIONERS OF
THE COUNTY OF WOODWARD
STATE OF OKLAHOMA


Two copies of this Financial Statement and Estimate of Needs should be filed with the County Clerk not later than August 17 for all Counties. After approval by the Excise Board and the levies are made, both statements should be signed by the appropriate Board Members. One complete signed copy must be sent to the State Auditor and Inspector, 2300 N. Lincoln Blvd., State Capitol, Room 100, Oklahoma City, OK 73105. If publication may not be had by date required for filing, affidavit and proof of publication are required to be attached within five days after date of filing.

THE 2017-2018 ESTIMATE OF NEEDS AND FINANCIAL
STATEMENT OF THE FISCAL YEAR 2016-2017

PREPARED BY Britton, Kuykendall & Miller, CPAs
SUBMITTED TO THE WOODWARD COUNTY
EXCISE BOARD THIS 22nd DAY OF September 2017

BOARD OF COUNTY COMMISSIONERS

Chairman Randy John County Clerk Charollett Wagoner
Commissioner Vernie Matt Commissioner Dal Dyt
(Budget Board:)
Treasurer Donp Coleman Assessor Misty Dunn
Court Clerk Jimmy Roberts
Skull



WOODWARD COUNTY
 2017-2018
 ESTIMATE OF NEEDS
 AND FINANCIAL STATEMENT OF THE
 FISCAL YEAR 2016-2017

INDEX

	Page
Letters and Certifications:	
Letter To Excise Board	1
Affidavit of Publication	2
Accountant's Letter	3
Certificate of Excise Board	Exhibit "Y" - Page
Exhibits:	
Exhibit "A" General Fund	Yes
Exhibit "B" Building Fund	No
Exhibit "C" Co-op Fund	No
Exhibit "D" Highway Fund	Yes
Exhibit "E" Health Fund	No
Exhibit "F" Emergency Medical Service Fund	No
Exhibit "G" Sinking Fund	No
Exhibit "H" Industrial Development Bond Fund	No
Exhibit "I" Special Revenue Funds	Yes
Exhibit "J" Capital Project Funds	No
Exhibit "K" Enterprise Funds	No
Exhibit "L" Internal Service Funds	No
Exhibit "Y" Certificate of Excise Board Estimate of Needs	Yes
Exhibit "Z" Publication Sheet	Yes

WOODWARD COUNTY
2017-2018
ESTIMATE OF NEEDS
AND FINANCIAL STATEMENT OF THE
FISCAL YEAR 2016-2017

WOODWARD COUNTY, STATE OF OKLAHOMA
STATE OF OKLAHOMA, COUNTY OF WOODWARD, ss:

To the County Excise Board of said County and State, Greeting:-

Pursuant to the requirements of 68 O.S. 1991 Section 3002, we submit herewith for your consideration, the within statement of the fiscal condition of the County of Woodward, State of Oklahoma, for the fiscal year beginning July 1, 2016 and ending June 30, 2017, together with an itemized statement of the estimated needs thereof for the fiscal year beginning July 1, 2017 and ending June 30, 2018. The same have been prepared in conformity to Statute, in relation to which be it further noted that:

1. We, the members of the Board of County Commissioners of said County and State, do hereby certify that the statements herein submitted show the true and correct conditions of the fiscal affairs of said County for the fiscal year ending June 30, 2017, that said statements comprise a "full and accurate statement of the assessments, receipts and expenditures of the preceding year, made out in detail under separate heads" as required by 19 O.S. 1991 Section 345; that said preparation was had at an official session of said Board, begun on the first Monday in July, 2017 pursuant to the provisions of 68 O.S. 1991 Section 3002.
2. And we further certify that the estimates of the several amounts necessary for current expenses for the fiscal year beginning July 1, 2017 and ending June 30, 2018 as shown under "Schedule 8" were prepared and filed with the Board of County Commissioners as of the first Monday in July 2017, that the same have been correctly entered, and that all estimates made are entered as certified by Department Heads for the respective purposes herein set out. We further certify that the sums requested for salaries of county officers and the deputies are calculated and based upon authority of salary statutes currently effective and applicable in this county.
3. We further certify that the estimated income from sources other than ad valorem tax, shown on "Schedule 4", may reasonably be expected to be collected as a revenue during the ensuing fiscal year, and is not in excess of the 90% of the amounts collected for the same sources during the fiscal year ending June 30, 2017.

Dated at the office of the County Clerk, at Woodward, Oklahoma, this 22nd day of September, 2017.

Randy Job
Chairman

Charlitt Wagoner
County Clerk

Vince Math
Commissioner
(Budget Board:)

Dad Dot
Commissioner

Tom Coleman
Treasurer

Mittie Dunn
Assessor

Jimmy Roberts
Court Clerk

Filed this 22nd day of September, 2017 Secretary and Clerk of Excise Board, Woodward County, Oklahoma.



AFFIDAVIT OF PUBLICATION


STATE OF OKLAHOMA, COUNTY OF WOODWARD

Personally appeared before me, the undersigned Notary Public, Charolett Waggoner County Clerk of the County and State aforesaid, who being first duly sworn according to law, deposes and says: That he/she complied with the law by having the financial statement for the fiscal year ending June 30, 2017, and the estimated needs and the estimated income from sources other than ad valorem taxes, for the fiscal year beginning July 1, 2017 and ending June 30, 2018 published in one issue of the Publication Name a legally-qualified newspaper published - of general circulation, in said county (strike inapplicable phrase) a copy of which together with proof of publication is herewith attached marked Exhibit "Z" and made a part of hereof.

Charolett Waggoner
County Clerk

Subscribed and sworn to before me this 10 day of Oct, 2017.

[Signature]
Notary Public

My Commission Expires


PUBLICATION SHEET - WOODWARD COUNTY, OKLAHOMA
FINANCIAL STATEMENT OF THE VARIOUS FUNDS FOR THE FISCAL YEAR ENDING JUNE 30, 2017, AND ESTIMATE OF NEEDS FOR THE FISCAL YEAR ENDING JUNE 30, 2018, OF THE GOVERNING BOARD OF WOODWARD COUNTY, OKLAHOMA

AFFIDAVIT OF PUBLICATION

State of Oklahoma }
} §
County of Woodward }

EXHIBIT "Z" STATEMENT OF FINANCIAL CONDITION AS OF JUNE 30, 2017. Table with columns: GENERAL FUND, BUILDING FUND, CO-OP FUND, HEALTH FUND. Rows include ASSETS, LIABILITIES AND RESERVES, and CASH FUND BALANCE.

ESTIMATED NEEDS FOR FISCAL YEAR ENDING JUNE 30, 2018. Table with columns: GENERAL FUND, SINKING FUND BALANCE SHEET, SINKING FUND. Rows include CURRENT EXPENSES, ESTIMATED MISCELLANEOUS REVENUE, INDUSTRIAL DEVELOPMENT BONDS, and INDUSTRIAL BOND REQUIREMENTS FOR 2017-2018.

I, TIM SCHNOEBELEN, of lawful age, being duly sworn upon oath, deposes and says: That I am the Editor and Publisher of The Mooreland Leader, a weekly newspaper printed and published in the City of Mooreland, County of Woodward, State of Oklahoma, and that the advertisement above referred to, a true and printed copy of which is here unto attached, was published in said Mooreland Leader in one consecutive issue on the following date to-wit:

October 5, 2017

That said newspaper has been published continuously and uninterruptedly in said county during a period of one hundred and four consecutive weeks prior to the publication of the attached notice or advertisement; that it has been admitted to the United States mail as second-class mail matter, that it has a general paid circulation, and publishes news of general interest of the State of Oklahoma governing legal publications.

Publication Fee \$376.13

Handwritten signature: Tim Schnoebelen
(Editor, Publisher)

Subscribed and sworn to before me this 5th day of October, 2017.

Handwritten signature: Jennifer S. Schnoebelen

11.21.20
My Commission Expires




EXHIBIT "Z" TABLES: 136. Unaccrued Coupons Due 4-1-2018; 137. Unaccrued Bonds Due 4-1-2018; 138. Unaccrued Bonds Due 4-1-2018; 139. Unaccrued Bonds Due 4-1-2018; 140. Deficit as Shown on Sinking Fund Balance Sheet; 141. Less Cash Requirements for Current Fiscal Year in Excess of Cash on Hand (From Line 134 Above); 142. Remaining Deficit as for Exhibit K.K. Line F.

CERTIFICATE - GOVERNING BOARD

STATE OF OKLAHOMA, COUNTY OF WOODWARD, ss. We, the undersigned duly elected, qualified Governing Officers of Woodward County Oklahoma, do hereby certify that at a meeting of the Governing Body of the said County, begun at the time provided by law for Counters and pursuant to the provisions of an O.S. 1901 Sec. 3002, the foregoing statement was prepared and is a true and correct condition of the Financial Affairs of said County as reflected by the record of the County Clerk and Treasurer. We further certify that the foregoing estimate for current expenses for the fiscal year beginning July 1, 2017, and ending June 30, 2018, as shown are reasonably necessary for the proper conduct of the affairs of the said County, that the Estimated Income to be derived from sources other than ad valorem taxation does not exceed the lawfully authorized amount of the revenue derived from the same sources during the preceding fiscal year.

Handwritten signatures and names of Governing Officers: Randy Job, James Mitt, David Pitt, Charles Wagoner. Includes County Clerk seal and date: Subscribed and sworn to before me the 25th day of Sept. 2017.

Required to be published in a legally-qualified newspaper printed in the County, and in a legally-qualified newspaper of general circulation in the County. S.A.B.I. Form 2631R97 Entry Woodward County, 77 Tuesday, September 19, 2017

The Mooreland Leader

PUBLICATION SHEET - WOODWARD COUNTY, OKLAHOMA
ESTIMATE OF NEEDS BY APPROPRIATED ACCOUNT FOR 2017-2018

EXHIBIT "Z"

DEPARTMENTS OF GOVERNMENT APPROPRIATED ACCOUNTS	Governmental Budget Accounts	
	FISCAL YEAR 2017-2018	
	NEEDS AS REQUESTED BY GOVERNING BOARD	APPROVED BY COUNTY EXCISE BOARD
02 DISTRICT ATTORNEY - COUNTY:		
02a Personal Services	\$ 3,000.00	\$ 3,000.00
02g Law Library	\$ -	\$ -
02h Other	\$ 3,000.00	\$ 3,000.00
02 Total		
04 COUNTY SHERIFF:		
04a Personal Services	\$ 1,074,469.61	\$ 1,074,469.61
04b Part Time Help	\$ 12,996.00	\$ 12,996.00
04c Travel	\$ 6,000.00	\$ 6,000.00
04d Maintenance and Operation	\$ 240,000.00	\$ 240,000.00
04e Capital Outlay	\$ 94,000.00	\$ 94,000.00
04 Total	\$ 1,427,465.61	\$ 1,427,465.61
06 COUNTY TREASURER:		
06a Personal Services	\$ 237,293.37	\$ 237,293.37
06c Travel	\$ 6,000.00	\$ 6,000.00
06d Maintenance and Operation	\$ 8,600.00	\$ 8,600.00
06e Capital Outlay	\$ 1.00	\$ 1.00
06 Total	\$ 251,894.37	\$ 251,894.37
08 COUNTY COMMISSIONERS:		
08a Personal Services	\$ 255,642.31	\$ 255,642.31
08b Part Time Help	\$ 7,400.00	\$ 7,400.00
08c Travel	\$ 12,800.00	\$ 12,800.00
08d Maintenance and Operation	\$ 12,800.00	\$ 12,800.00
08f Intergovernmental	\$ 20,500.00	\$ 20,500.00
08 Total	\$ 308,942.31	\$ 308,942.31
10 COUNTY CLERK:		
10a Personal Services	\$ 326,900.42	\$ 326,900.42
10c Travel	\$ 9,500.00	\$ 9,500.00
10d Maintenance and Operation	\$ 14,000.00	\$ 14,000.00
10e Capital Outlay	\$ 1.00	\$ 1.00
10 Total	\$ 350,401.42	\$ 350,401.42
14 COURT CLERK:		
14a Personal Services	\$ 390,772.57	\$ 390,772.57
14c Travel	\$ 8,000.00	\$ 8,000.00
14d Maintenance and Operation	\$ 1.00	\$ 1.00
14e Capital Outlay	\$ 1.00	\$ 1.00
14 Total	\$ 398,774.57	\$ 398,774.57
16 COUNTY ASSESSOR:		
16a Personal Services	\$ 212,541.00	\$ 212,541.00
16c Travel	\$ 10,000.00	\$ 10,000.00
16d Maintenance and Operation	\$ 89,000.00	\$ 89,000.00
16e Capital Outlay	\$ 1.00	\$ 1.00
16 Total	\$ 311,542.00	\$ 311,542.00
17 REVALUATION OF REAL PROPERTY:		
17a Personal Services	\$ 179,733.00	\$ 179,733.00
17b Part Time Help	\$ 1,000.00	\$ 1,000.00
17c Travel	\$ 4,000.00	\$ 4,000.00
17d Maintenance and Operation	\$ 54,000.00	\$ 54,000.00
17e Capital Outlay	\$ 1.00	\$ 1.00
17 Total	\$ 238,734.00	\$ 238,734.00

S.A.&I. Form 2631R97 Entity: Woodward County, 77

Tuesday, September 19, 2017

PUBLICATION SHEET - WOODWARD COUNTY, OKLAHOMA
ESTIMATE OF NEEDS BY APPROPRIATED ACCOUNT FOR 2017-2018

EXHIBIT "Z"

DEPARTMENTS OF GOVERNMENT APPROPRIATED ACCOUNTS	Governmental Budget Accounts	
	FISCAL YEAR 2017-2018	
	NEEDS AS REQUESTED BY GOVERNING BOARD	APPROVED BY COUNTY EXCISE BOARD
18 JUVENILE SHELTER BUREAU:		
18d Maintenance and Operation	\$ 37,800.00	\$ 37,800.00
18 Total	\$ 37,800.00	\$ 37,800.00
20 GENERAL GOVERNMENT		
20a Personal Services	\$ 50,638.86	\$ 50,638.86
20b Part Time Help	\$ 2,500.00	\$ 2,500.00
20c Travel	\$ 1.00	\$ 1.00
20d Maintenance and Operation	\$ 377,750.00	\$ 377,750.00
20e Capital Outlay	\$ 94,600.00	\$ 94,600.00
20g Other -	\$ 2,394,422.78	\$ 2,394,422.78
20h Other -	\$ 500.00	\$ 500.00
20 Total	\$ 2,920,412.64	\$ 2,920,412.64
21 EXCISE - EQUALIZATION BOARD:		
21a Personal Services	\$ 3,600.00	\$ 3,600.00
21d Maintenance and Operation	\$ 510.00	\$ 510.00
21e Capital Outlay	\$ 1.00	\$ 1.00
21 Total	\$ 4,111.00	\$ 4,111.00
22 COUNTY ELECTION EXPENSE:		
22a Personal Services	\$ 90,814.35	\$ 90,814.35
22b Part Time Help	\$ 4,691.26	\$ 4,691.26
22c Travel	\$ 1,188.00	\$ 1,188.00
22d Maintenance and Operation	\$ 11,999.48	\$ 11,999.48
22e Capital Outlay	\$ 1.00	\$ 1.00
22 Total	\$ 108,694.09	\$ 108,694.09
23 INSURANCE - BENEFITS:		
23g Retirement	\$ 20,000.00	\$ 20,000.00
23 Total	\$ 20,000.00	\$ 20,000.00
28 CHARITY:		
28d Maintenance and Operation	\$ 2,000.00	\$ 2,000.00
28 Total	\$ 2,000.00	\$ 2,000.00
30 RECORDING ACCOUNT:		
30d Maintenance and Operation	\$ 11,000.00	\$ 11,000.00
30 Total	\$ 11,000.00	\$ 11,000.00
34 CIVIL DEFENSE:		
34d Maintenance and Operation	\$ 42,000.00	\$ 42,000.00
34 Total	\$ 42,000.00	\$ 42,000.00
36 COUNTY AUDIT BUDGET ACCOUNT:		
36a Salaries and Expense of Audit and Report	\$ 56,347.81	\$ 56,347.81
36 Total	\$ 56,347.81	\$ 56,347.81
TOTAL GENERAL FUND ACCOUNT	\$ 6,493,119.82	\$ 6,493,119.82
SUBJECT TO WARRANT ISSUE:		
39 Provision for Interest on Warrants	\$ -	\$ -
GRAND TOTAL GENERAL FUND	\$ 6,493,119.82	\$ 6,493,119.82

S.A.&I. Form 2631R97 Entity: Woodward County, 77

Tuesday, September 19, 2017

Independent Accountant's Compilation Report

Honorable Board of County Commissioners
Woodward County, Oklahoma

Management is responsible for the accompanying 2016-2017 prescribed financial statements as of and for the fiscal year ended June 30, 2017, and the 2017-2018 Estimate of Needs (SA&I Form 2631R97) and Publication Sheet (SA&I Form 2631R97, Exhibit 'Z') for Woodward County, included in the accompanying prescribed form.

We have performed a compilation engagement in accordance with Statements on Standards for Accounting and Review Services promulgated by the Accounting and Review Services Committee of the AICPA. We did not audit or review the prescribed financial statements, estimate of needs and publication sheet nor were we required to perform any procedures to verify the accuracy or completeness of the information provided by management. Accordingly, we do not express an opinion, a conclusion, nor provide any form of assurance on these prescribed financial statements.

The prescribed financial statements, estimate of needs and publication sheet forms are presented in accordance with the requirements prescribed by the Office of the Oklahoma State Auditor and Inspector per 68 OS § 3003.B., as promulgated by 68 OS § 3009-3011 of the Oklahoma Statutes, and are not intended to be a complete presentation of Woodward County's assets and liabilities.

This report is intended solely for the information and use of management of the county, the Woodward County Excise Board, and for filing with the State Auditor and Inspector and is not intended to be and should not be used by anyone other than these specified parties.

Britton, Kuykendall & Miller

Britton, Kuykendall & Miller, CPA's, P.C.
Weatherford, Oklahoma

September 12, 2017

Independent Accountant's Compilation Report

Honorable Board of County Commissioners
Woodward County, Oklahoma

Management is responsible for the accompanying 2016-2017 prescribed financial statements as of and for the fiscal year ended June 30, 2017, and the 2017-2018 Estimate of Needs (SA&I Form 2631R97) and Publication Sheet (SA&I Form 2631R97, Exhibit 'Z') for Woodward County, included in the accompanying prescribed form.

We have performed a compilation engagement in accordance with Statements on Standards for Accounting and Review Services promulgated by the Accounting and Review Services Committee of the AICPA. We did not audit or review the prescribed financial statements, estimate of needs and publication sheet nor were we required to perform any procedures to verify the accuracy or completeness of the information provided by management. Accordingly, we do not express an opinion, a conclusion, nor provide any form of assurance on these prescribed financial statements.

The prescribed financial statements, estimate of needs and publication sheet forms are presented in accordance with the requirements prescribed by the Office of the Oklahoma State Auditor and Inspector per 68 OS § 3003.B., as promulgated by 68 OS § 3009-3011 of the Oklahoma Statutes, and are not intended to be a complete presentation of Washita County's assets and liabilities.

This report is intended solely for the information and use of management of the county, the Woodward County Excise Board, and for filing with the State Auditor and Inspector and is not intended to be and should not be used by anyone other than these specified parties.

Britton, Kuykendall & Miller

Britton, Kuykendall & Miller, CPA's, P.C.
Weatherford, Oklahoma

September 12, 2017

GENERAL FUND ACCOUNTS COVERING THE PERIOD JULY 1, 2016, to JUNE 30, 2017
ESTIMATE OF NEEDS FOR 2017-2018

EXHIBIT "A"

PAGE 1

Schedule 1, Current Balance Sheet - June 30, 2017		Amount
ASSETS:		
Cash Balance June 30, 2017	\$	3,739,051.44
Investments	\$	-
TOTAL ASSETS	\$	3,739,051.44
LIABILITIES AND RESERVES:		
Warrants Outstanding	\$	166,682.77
Reserve for Interest on Warrants	\$	-
Reserves From Schedule 8	\$	84,800.73
TOTAL LIABILITIES AND RESERVES	\$	251,483.50
CASH FUND BALANCE JUNE 30, 2017	\$	3,487,567.94
TOTAL LIABILITIES, RESERVES AND CASH FUND BALANCE	\$	3,739,051.44

Schedule 2, Revenue and Requirements - 2016-2017		
	Detail	Total
REVENUE:		
Cash Balance June 30, 2016	\$ 3,256,401.76	
Cash Fund Balance Transferred From Prior Years	\$ 483,929.66	
Current Ad Valorem Tax Apportioned	\$ 2,735,976.62	
Miscellaneous Revenue Apportioned	\$ 722,706.57	
TOTAL REVENUE		\$ 7,199,014.61
REQUIREMENTS:		
Claims Paid by Warrants Issued	\$ 3,626,645.94	
Reserves From Schedule 8	\$ 84,800.73	
Interest Paid on Warrants	\$ -	
Reserve for Interest on Warrants	\$ -	
TOTAL REQUIREMENTS		\$ 3,711,446.67
ADD: CASH FUND BALANCE AS PER BALANCE SHEET 6-30-2017		\$ 3,487,567.94
TOTAL REQUIREMENTS AND CASH FUND BALANCE		\$ 7,199,014.61

Schedule 3, Cash Fund Balance Analysis - June 30, 2017		Amount
ADDITIONS:		
Miscellaneous Revenue Collected in Excess of Estimates-Net	\$	480,874.51
Warrants Estopped, Cancelled or Converted	\$	1,148.84
Fiscal Year 2016-2017 Lapsed Appropriations	\$	2,437,146.52
Fiscal Year 2015-2016 Lapsed Appropriations	\$	4,276.66
Ad Valorem Tax Collections in Excess of Estimate	\$	86,317.01
Prior Years Ad Valorem Tax	\$	478,504.16
TOTAL ADDITIONS	\$	3,488,267.70
DEDUCTIONS:		
Supplemental Appropriations	\$	699.76
Current Tax in Process of Collection	\$	-
TOTAL DEDUCTIONS	\$	699.76
Cash Fund Balance as per Balance Sheet 6-30-2017	\$	3,487,567.94
Composition of Cash Fund Balance:		
Cash	\$	3,487,567.94
Cash Fund Balance as per Balance Sheet 6-30-2017	\$	3,487,567.94

GENERAL FUND ACCOUNTS COVERING THE PERIOD JULY 1, 2016, to JUNE 30, 2017
ESTIMATE OF NEEDS FOR 2017-2018

EXHIBIT "A"

2a

Schedule 4, Miscellaneous Revenue		
SOURCE	2016-2017 ACCOUNT	
	AMOUNT	ACTUALLY
	ESTIMATED	COLLECTED
1000 CHARGES FOR SERVICES		
1111 County Clerk Fees	\$ 92,169.93	\$ 170,373.61
1112 Sheriff Fees	\$ -	\$ -
1113 County Treasurer Fees	\$ -	\$ -
1114 Court Clerk Costs and Fees	\$ -	\$ -
1115 District Attorney Fees	\$ -	\$ -
1116 County Engineer Fees (Ref. Planning Commission)	\$ -	\$ -
1117 County Health Fees	\$ -	\$ -
1118 Other-	\$ -	\$ -
1119 Other-	\$ -	\$ -
1120 Other-	\$ -	\$ -
Total Charges For Services	\$ 92,169.93	\$ 170,373.61
INTERGOVERNMENTAL REVENUES		
2000 INTERGOVERNMENTAL REVENUES - LOCAL SOURCES:		
2111 Court Fund Fees	\$ -	\$ -
2112 Housing Authority Payments in Lieu of Tax Revenue	\$ -	\$ -
2113 Revaluation of Real Property Reimbursements	\$ 85,755.43	\$ 198,218.98
2114 Visual Inspection	\$ -	\$ -
2115 M & M Lien Fees	\$ -	\$ -
2116 Assignment Fees	\$ -	\$ -
2117 School Deputy Reimbursement	\$ -	\$ -
2118 O.S.U Extension Reimbursement	\$ -	\$ -
2119 County Library Fines	\$ -	\$ -
2120 Public Health Contributions	\$ -	\$ -
2121 Highway Budget Account Miscellaneous	\$ -	\$ -
2122 Other -costs & fees advalorem	\$ -	\$ -
2123 Other -	\$ -	\$ -
2124 Other -	\$ -	\$ -
Total - Local Sources	\$ 85,755.43	\$ 198,218.98
3000 INTERGOVERNMENTAL REVENUES - STATE SOURCES:		
3111 County Sales Tax - OTC - USE TAX	\$ -	\$ 105,183.53
3112 Motor Vehicle Collections for Counties - OTC Code 0815	\$ 36,127.58	\$ 30,275.49
3113 Boat & Motor License - OTC Code 6415	\$ -	\$ -
3114 Vehicle Registration (Title Fees) - OTC Code 6815	\$ -	\$ -
3115 Aircraft License and Registration - OTC Code 6615	\$ -	\$ -
3116 Motor Vehicle Stamps - OTC	\$ 2,390.87	\$ 2,768.00
3117 Other - OTC - CIGAR TAX	\$ -	\$ 43,464.68
3118 Other - OTC	\$ -	\$ -
3119 Other - OTC	\$ -	\$ -
Sub-Total - OTC	\$ 38,518.45	\$ 181,691.70
3211 Fish and Game Fines	\$ -	\$ 1,639.81
3212 State Election Reimbursement	\$ 25,388.25	\$ 31,735.32
3213 State Payments in Lieu of Tax Revenue	\$ -	\$ 284.23
3214 Homestead Exemption Reimbursement	\$ -	\$ -
3215 Additional Homestead Exemption Reimbursement	\$ -	\$ -
3216 Transportation of Juveniles	\$ -	\$ -
3217 Documentary Stamps	\$ -	\$ -
3218 Farm Implement Tax Stamps	\$ -	\$ 1,123.98
3219 State Grants	\$ -	\$ -

Continued on page 2b

Tuesday, September 12, 2017

S.A.&I. Form 2631R97 Entity: Woodward County, 77

GENERAL FUND ACCOUNTS COVERING THE PERIOD JULY 1, 2016, to JUNE 30, 2017
ESTIMATE OF NEEDS FOR 2017-2018

2016-2017 ACCOUNT OVER (UNDER)	BASIS AND LIMIT OF ENSUING ESTIMATE	2017-2018 ACCOUNT		
		CHARGEABLE INCOME	ESTIMATED BY GOVERNING BOARD	APPROVED BY EXCISE BOARD
\$ 78,203.68	50.00%		\$ 85,186.80	\$ 85,186.80
\$ -	90.00%	\$ -	\$ -	\$ -
\$ -	90.00%	\$ -	\$ -	\$ -
\$ -	90.00%	\$ -	\$ -	\$ -
\$ -	90.00%	\$ -	\$ -	\$ -
\$ -	90.00%	\$ -	\$ -	\$ -
\$ -	90.00%	\$ -	\$ -	\$ -
\$ -	90.00%	\$ -	\$ -	\$ -
\$ -	90.00%	\$ -	\$ -	\$ -
\$ -	90.00%	\$ -	\$ -	\$ -
\$ 78,203.68		\$ -	\$ 85,186.80	\$ 85,186.80
\$ -	90.00%	\$ -	\$ -	\$ -
\$ -	90.00%	\$ -	\$ -	\$ -
\$ 112,463.55	50.00%	\$ -	\$ 99,109.49	\$ 99,109.49
\$ -	90.00%	\$ -	\$ -	\$ -
\$ -	90.00%	\$ -	\$ -	\$ -
\$ -	90.00%	\$ -	\$ -	\$ -
\$ -	90.00%	\$ -	\$ -	\$ -
\$ -	90.00%	\$ -	\$ -	\$ -
\$ -	90.00%	\$ -	\$ -	\$ -
\$ -	90.00%	\$ -	\$ -	\$ -
\$ -	90.00%	\$ -	\$ -	\$ -
\$ -	90.00%	\$ -	\$ -	\$ -
\$ 112,463.55		\$ -	\$ 99,109.49	\$ 99,109.49
\$ 105,183.53	0.00%	\$ -	\$ -	\$ -
\$ (5,852.09)	90.00%	\$ -	\$ 27,247.94	\$ 27,247.94
\$ -	90.00%	\$ -	\$ -	\$ -
\$ -	90.00%	\$ -	\$ -	\$ -
\$ 377.13	90.00%	\$ -	\$ 2,491.20	\$ 2,491.20
\$ 43,464.68	0.00%	\$ -	\$ -	\$ -
\$ -	90.00%	\$ -	\$ -	\$ -
\$ -	90.00%	\$ -	\$ -	\$ -
\$ 143,173.25		\$ -	\$ 29,739.14	\$ 29,739.14
\$ 1,639.81	0.00%	\$ -	\$ -	\$ -
\$ 6,347.07	80.00%	\$ -	\$ 25,388.25	\$ 25,388.25
\$ 284.23	0.00%	\$ -	\$ -	\$ -
\$ -	90.00%	\$ -	\$ -	\$ -
\$ -	90.00%	\$ -	\$ -	\$ -
\$ -	90.00%	\$ -	\$ -	\$ -
\$ -	90.00%	\$ -	\$ -	\$ -
\$ 1,123.98	0.00%	\$ -	\$ -	\$ -
\$ -	90.00%	\$ -	\$ -	\$ -

GENERAL FUND ACCOUNTS COVERING THE PERIOD JULY 1, 2016, to JUNE 30, 2017
ESTIMATE OF NEEDS FOR 2017-2018

EXHIBIT "A"

2b

Schedule 4, Miscellaneous Revenue		
SOURCE	2016-2017 ACCOUNT	
	AMOUNT ESTIMATED	ACTUALLY COLLECTED
Continued from page 2a		
3220 District Attorney Reimbursement - State	\$ -	\$ -
3221 Civil Defense Reimbursement	\$ -	\$ -
3222 Emergency Management Reimbursement	\$ -	\$ -
3223 Food Stamp Reimbursement	\$ -	\$ -
3224 Tick Eradication Reimbursement	\$ -	\$ -
3225 Welfare Agencies Miscellaneous	\$ -	\$ -
3226 Other -	\$ -	\$ -
3227 Other -	\$ -	\$ -
3228 Other -	\$ -	\$ -
Total State Sources	\$ 63,906.70	\$ 216,475.04
4000 INTERGOVERNMENTAL REVENUES - FEDERAL SOURCES:		
4111 Flood Control	\$ -	\$ -
4112 Federal Grants	\$ -	\$ -
4113 Federal Payments in Lieu of Tax Revenues	\$ -	\$ 21,641.00
4114 Bureau of Land Management	\$ -	\$ -
4115 District Attorney Reimbursement - Federal	\$ -	\$ -
4116 J.T.P.A. Salary Reimbursement	\$ -	\$ -
4117 Other -	\$ -	\$ -
4118 Other -	\$ -	\$ -
4119 Other -	\$ -	\$ -
Total Federal Sources	\$ -	\$ 21,641.00
Grand Total Intergovernmental Revenues	\$ 149,662.13	\$ 436,335.02
5000 MISCELLANEOUS REVENUE:		
5111 Interest on Investments	\$ -	\$ 40,853.87
5112 Rental or Lease of County Property	\$ -	\$ 2,081.49
5113 Sale of County Property	\$ -	\$ -
5114 Royalty	\$ -	\$ -
5115 Individual Redemption	\$ -	\$ -
5116 Insurance Recoveries	\$ -	\$ -
5117 Insurance Reimbursements	\$ -	\$ -
5118 Public Finance Authority Reimbursement	\$ -	\$ -
5119 Rural Fire Runs	\$ -	\$ -
5120 Copies, postage, etc	\$ -	\$ 196.24
5121 Return Check Charges	\$ -	\$ -
5122 Mowing & Trash Reimbursement	\$ -	\$ 20.00
5123 Utility Reimbursements	\$ -	\$ 43,652.62
5124 Resale Property Fund Distribution	\$ -	\$ -
5125 Estry - Sales	\$ -	\$ -
5126 Vending Machine Commissions	\$ -	\$ -
5127 Other Concessions	\$ -	\$ -
5128 Indian Deputy Salary Reimbursement	\$ -	\$ -
5129 Other -secretarial, bookkeeping	\$ -	\$ 10,449.00
5130 Other -supplies reimb, expense reimb	\$ -	\$ 8,655.72
5131 Other -admin fees	\$ -	\$ 10,089.00
Total Miscellaneous Revenue	\$ -	\$ 115,997.94
6000 NON-REVENUE RECEIPTS:		
6111 Contributions from Other Funds	\$ -	\$ -
Grand Total General Fund	\$ 241,832.06	\$ 722,706.57

GENERAL FUND ACCOUNTS COVERING THE PERIOD JULY 1, 2016, to JUNE 30, 2017
ESTIMATE OF NEEDS FOR 2017-2018

2016-2017 ACCOUNT OVER (UNDER)	BASIS AND LIMIT OF ENSUING ESTIMATE	2017-2018 ACCOUNT		
		CHARGEABLE INCOME	ESTIMATED BY GOVERNING BOARD	APPROVED BY EXCISE BOARD
\$ -	90.00%	\$ -	\$ -	\$ -
\$ -	90.00%	\$ -	\$ -	\$ -
\$ -	90.00%	\$ -	\$ -	\$ -
\$ -	90.00%	\$ -	\$ -	\$ -
\$ -	90.00%	\$ -	\$ -	\$ -
\$ -	90.00%	\$ -	\$ -	\$ -
\$ -	90.00%	\$ -	\$ -	\$ -
\$ -	90.00%	\$ -	\$ -	\$ -
\$ -	90.00%	\$ -	\$ -	\$ -
\$ -	90.00%	\$ -	\$ -	\$ -
\$ 152,568.34		\$ -	\$ 55,127.39	\$ 55,127.39
\$ -	90.00%	\$ -	\$ -	\$ -
\$ -	90.00%	\$ -	\$ -	\$ -
\$ 21,641.00	0.00%	\$ -	\$ -	\$ -
\$ -	90.00%	\$ -	\$ -	\$ -
\$ -	90.00%	\$ -	\$ -	\$ -
\$ -	90.00%	\$ -	\$ -	\$ -
\$ -	90.00%	\$ -	\$ -	\$ -
\$ -	90.00%	\$ -	\$ -	\$ -
\$ -	90.00%	\$ -	\$ -	\$ -
\$ 21,641.00		\$ -	\$ -	\$ -
\$ 286,672.89		\$ -	\$ 154,236.88	\$ 154,236.88
\$ 40,853.87	0.00%	\$ -	\$ -	\$ -
\$ 2,081.49	0.00%	\$ -	\$ -	\$ -
\$ -	90.00%	\$ -	\$ -	\$ -
\$ -	90.00%	\$ -	\$ -	\$ -
\$ -	90.00%	\$ -	\$ -	\$ -
\$ -	90.00%	\$ -	\$ -	\$ -
\$ -	90.00%	\$ -	\$ -	\$ -
\$ -	90.00%	\$ -	\$ -	\$ -
\$ -	90.00%	\$ -	\$ -	\$ -
\$ 196.24	0.00%	\$ -	\$ -	\$ -
\$ -	90.00%	\$ -	\$ -	\$ -
\$ 20.00	0.00%	\$ -	\$ -	\$ -
\$ 43,652.62	0.00%	\$ -	\$ -	\$ -
\$ -	90.00%	\$ -	\$ -	\$ -
\$ -	90.00%	\$ -	\$ -	\$ -
\$ -	90.00%	\$ -	\$ -	\$ -
\$ -	90.00%	\$ -	\$ -	\$ -
\$ -	90.00%	\$ -	\$ -	\$ -
\$ 10,449.00	0.00%	\$ -	\$ -	\$ -
\$ 8,655.72	0.00%	\$ -	\$ -	\$ -
\$ 10,089.00	0.00%	\$ -	\$ -	\$ -
\$ 115,997.94		\$ -	\$ -	\$ -
\$ -	90.00%	\$ -	\$ -	\$ -
\$ 480,874.51		\$ -	\$ 239,423.68	\$ 239,423.68

GENERAL FUND ACCOUNTS COVERING THE PERIOD JULY 1, 2016, to JUNE 30, 2017
ESTIMATE OF NEEDS FOR 2017-2018

EXHIBIT "A"

Schedule 5, Expenditures General Fund Cash Accounts of Current and All Prior Years	
CURRENT AND ALL PRIOR YEARS	2016-2017
Cash Balance Reported to Excise Board 6-30-2016	\$ -
Cash Fund Balance Transferred Out	\$ -
Cash Fund Balance Transferred In	\$ 3,256,401.76
Adjusted Cash Balance	\$ 3,256,401.76
Ad Valorem Tax Apportioned To Year In Caption	\$ 2,735,976.62
Miscellaneous Revenue (Schedule 4)	\$ 722,706.57
Cash Fund Balance Forward From Preceding Year	\$ 483,929.66
Prior Expenditures Recovered	\$ -
TOTAL RECEIPTS	\$ 3,942,612.85
TOTAL RECEIPTS AND BALANCE	\$ 7,199,014.61
Warrants of Year in Caption	\$ 3,459,963.17
Interest Paid Thereon	\$ -
TOTAL DISBURSEMENTS	\$ 3,459,963.17
CASH BALANCE JUNE 30, 2017	\$ 3,739,051.44
Reserve for Warrants Outstanding	\$ 166,682.77
Reserve for Interest on Warrants	\$ -
Reserves From Schedule 8	\$ 84,800.73
TOTAL LIABILITES AND RESERVE	\$ 251,483.50
DEFICIT: (Red Figure)	\$ -
CASH BALANCE FORWARD TO SUCCEEDING YEAR	\$ 3,487,567.94

Schedule 6, General Fund Warrant Account of Current and All Prior Years	
CURRENT AND ALL PRIOR YEARS	TOTAL
Warrants Outstanding 6-30-2016 of Year in Caption	\$ 161,169.66
Warrants Registered During Year	\$ 3,645,793.19
TOTAL	\$ 3,806,962.85
Warrants Paid During Year	\$ 3,639,131.24
Warrants Converted to Bonds or Judgements	\$ -
Warrants Cancelled	\$ 982.84
Warrants Estopped by Statute	\$ 166.00
TOTAL WARRANTS RETIRED	\$ 3,640,280.08
BALANCE WARRANTS OUTSTANDING JUNE 30, 2017	\$ 166,682.77

Schedule 7, 2016 Ad Valorem Tax Account			
2016 Net Valuation Certified To County Excise Board	278,644,892.00	10.460 Mills	Amount
Total Proceeds of Levy as Certified			\$ 2,914,625.57
Additions:			\$ -
Deductions:			\$ -
Gross Balance Tax			\$ 2,914,625.57
Less Reserve for Delinquent Tax			\$ 264,965.96
Reserve for Protest Pending			\$ -
Balance Available Tax			\$ 2,649,659.61
Deduct 2016 Tax Apportioned			\$ 2,735,976.62
Net Balance 2016 Tax in Process of Collection or Excess Collections			\$ 86,317.01

GENERAL FUND ACCOUNTS COVERING THE PERIOD JULY 1, 2016, to JUNE 30, 2017
ESTIMATE OF NEEDS FOR 2017-2018

Schedule 5, (Continued)						
2015-2016	2014-2015	2013-2014	2012-2013	2011-2012	2010-2011	TOTAL
\$ 3,440,829.33	\$ 166.00	\$ -	\$ -	\$ -	\$ -	\$ 3,440,995.33
\$ 3,256,401.76	\$ -	\$ -	\$ -	\$ -	\$ -	\$ 3,256,401.76
\$ -	\$ -	\$ -	\$ -	\$ -	\$ -	\$ 3,256,401.76
\$ 184,427.57	\$ 166.00	\$ -	\$ -	\$ -	\$ -	\$ 3,440,995.33
\$ 478,504.16	\$ -	\$ -	\$ -	\$ -	\$ -	\$ 3,214,480.78
\$ -	\$ -	\$ -	\$ -	\$ -	\$ -	\$ 722,706.57
\$ 166.00	\$ -	\$ -	\$ -	\$ -	\$ -	\$ 484,095.66
\$ -	\$ -	\$ -	\$ -	\$ -	\$ -	\$ -
\$ 478,670.16	\$ -	\$ -	\$ -	\$ -	\$ -	\$ 4,421,283.01
\$ 663,097.73	\$ 166.00	\$ -	\$ -	\$ -	\$ -	\$ 7,862,278.34
\$ 179,168.07	\$ -	\$ -	\$ -	\$ -	\$ -	\$ 3,639,131.24
\$ -	\$ -	\$ -	\$ -	\$ -	\$ -	\$ -
\$ 179,168.07	\$ -	\$ -	\$ -	\$ -	\$ -	\$ 3,639,131.24
\$ 483,929.66	\$ 166.00	\$ -	\$ -	\$ -	\$ -	\$ 4,223,147.10
\$ -	\$ -	\$ -	\$ -	\$ -	\$ -	\$ 166,682.77
\$ -	\$ -	\$ -	\$ -	\$ -	\$ -	\$ -
\$ -	\$ -	\$ -	\$ -	\$ -	\$ -	\$ 84,800.73
\$ -	\$ -	\$ -	\$ -	\$ -	\$ -	\$ 251,483.50
\$ -	\$ -	\$ -	\$ -	\$ -	\$ -	\$ -
\$ 483,929.66	\$ 166.00	\$ -	\$ -	\$ -	\$ -	\$ 3,971,663.60

Schedule 6, (Continued)						
2016-2017	2015-2016	2014-2015	2013-2014	2012-2013	2011-2012	2010-2011
\$ -	\$ 161,003.66	\$ 166.00	\$ -	\$ -	\$ -	\$ -
\$ 3,626,645.94	\$ 19,147.25	\$ -	\$ -	\$ -	\$ -	\$ -
\$ 3,626,645.94	\$ 180,150.91	\$ 166.00	\$ -	\$ -	\$ -	\$ -
\$ 3,459,963.17	\$ 179,168.07	\$ -	\$ -	\$ -	\$ -	\$ -
\$ -	\$ -	\$ -	\$ -	\$ -	\$ -	\$ -
\$ -	\$ 982.84	\$ -	\$ -	\$ -	\$ -	\$ -
\$ -	\$ -	\$ 166.00	\$ -	\$ -	\$ -	\$ -
\$ 3,459,963.17	\$ 180,150.91	\$ 166.00	\$ -	\$ -	\$ -	\$ -
\$ 166,682.77	\$ -	\$ -	\$ -	\$ -	\$ -	\$ -

Schedule 9, General Fund Investments						
INVESTED IN	Investments on Hand June 30, 2016	Since Purchased	LIQUIDATIONS		Barred by Court Order	Investments on Hand June 30, 2017
			By Collections of Cost	Amortized Premium		
	\$ -	\$ -	\$ -	\$ -	\$ -	\$ -
	\$ -	\$ -	\$ -	\$ -	\$ -	\$ -
	\$ -	\$ -	\$ -	\$ -	\$ -	\$ -
	\$ -	\$ -	\$ -	\$ -	\$ -	\$ -
	\$ -	\$ -	\$ -	\$ -	\$ -	\$ -
	\$ -	\$ -	\$ -	\$ -	\$ -	\$ -
	\$ -	\$ -	\$ -	\$ -	\$ -	\$ -
	\$ -	\$ -	\$ -	\$ -	\$ -	\$ -
	\$ -	\$ -	\$ -	\$ -	\$ -	\$ -
	\$ -	\$ -	\$ -	\$ -	\$ -	\$ -
	\$ -	\$ -	\$ -	\$ -	\$ -	\$ -
	\$ -	\$ -	\$ -	\$ -	\$ -	\$ -
	\$ -	\$ -	\$ -	\$ -	\$ -	\$ -
	\$ -	\$ -	\$ -	\$ -	\$ -	\$ -
	\$ -	\$ -	\$ -	\$ -	\$ -	\$ -
	\$ -	\$ -	\$ -	\$ -	\$ -	\$ -
	\$ -	\$ -	\$ -	\$ -	\$ -	\$ -
	\$ -	\$ -	\$ -	\$ -	\$ -	\$ -
	\$ -	\$ -	\$ -	\$ -	\$ -	\$ -
	\$ -	\$ -	\$ -	\$ -	\$ -	\$ -
TOTAL INVESTMENTS	\$ -	\$ -	#VALUE!	\$ -	\$ -	\$ -

GENERAL FUND ACCOUNTS COVERING THE PERIOD JULY 1, 2016, to JUNE 30, 2017
ESTIMATE OF NEEDS FOR 2017-2018

EXHIBIT "A"

4a

Schedule 8(a), Report Of Prior Year's Expenditures				
DEPARTMENTS OF GOVERNMENT APPROPRIATED ACCOUNTS	FISCAL YEAR ENDING JUNE 30, 2016			ORIGINAL APPROPRIATIONS
	RESERVES 6-30-2016	WARRANTS SINCE ISSUED	BALANCE LAPSED APPROPRIATIONS	
01 DISTRICT ATTORNEY - STATE:				
01a Personal Services	\$ -	\$ -	\$ -	\$ -
01b Part Time Help	\$ -	\$ -	\$ -	\$ -
01c Travel	\$ -	\$ -	\$ -	\$ -
01d Maintenance and Operation	\$ -	\$ -	\$ -	\$ -
01e Capital Outlay	\$ -	\$ -	\$ -	\$ -
01f Intergovernmental	\$ -	\$ -	\$ -	\$ -
01g Other-	\$ -	\$ -	\$ -	\$ -
01 Total	\$ -	\$ -	\$ -	\$ -
02 DISTRICT ATTORNEY - COUNTY:				
02a Personal Services	\$ -	\$ -	\$ -	\$ -
02b Part Time Help	\$ -	\$ -	\$ -	\$ -
02c Travel	\$ -	\$ -	\$ -	\$ -
02d Maintenance and Operation	\$ -	\$ -	\$ -	\$ -
02e Capital Outlay	\$ -	\$ -	\$ -	\$ -
02f Intergovernmental	\$ -	\$ -	\$ -	\$ -
02g Law Library	\$ -	\$ -	\$ -	\$ 3,000.00
02h Other-	\$ -	\$ -	\$ -	\$ -
02 Total	\$ -	\$ -	\$ -	\$ 3,000.00
04 COUNTY SHERIFF:				
04a Personal Services	\$ -	\$ -	\$ -	\$ 1,106,749.98
04b Part Time Help	\$ -	\$ -	\$ -	\$ 32,892.00
04c Travel	\$ -	\$ -	\$ -	\$ 3,000.00
04d Maintenance and Operation	\$ 3,911.20	\$ 260.12	\$ 3,651.08	\$ 230,000.00
04e Capital Outlay	\$ -	\$ -	\$ -	\$ 35,500.00
04f Intergovernmental	\$ -	\$ -	\$ -	\$ -
04g Sheriff's Fees	\$ -	\$ -	\$ -	\$ -
04h Board of Prisoners	\$ -	\$ -	\$ -	\$ -
04i Other -	\$ -	\$ -	\$ -	\$ -
04 Total	\$ 3,911.20	\$ 260.12	\$ 3,651.08	\$ 1,408,141.98
06 COUNTY TREASURER:				
06a Personal Services	\$ -	\$ -	\$ -	\$ 234,836.73
06b Part Time Help	\$ -	\$ -	\$ -	\$ -
06c Travel	\$ -	\$ -	\$ -	\$ 6,000.00
06d Maintenance and Operation	\$ 7,213.58	\$ 7,213.58	\$ -	\$ 8,600.00
06e Capital Outlay	\$ -	\$ -	\$ -	\$ 1.00
06f Intergovernmental	\$ -	\$ -	\$ -	\$ -
06g Other -	\$ -	\$ -	\$ -	\$ -
06 Total	\$ 7,213.58	\$ 7,213.58	\$ -	\$ 249,437.73
08 COUNTY COMMISSIONERS:				
08a Personal Services	\$ -	\$ -	\$ -	\$ 254,772.07
08b Part Time Help	\$ -	\$ -	\$ -	\$ 7,400.00
08c Travel	\$ -	\$ -	\$ -	\$ 12,600.00
08d Maintenance and Operation	\$ 62.88	\$ 62.88	\$ -	\$ 12,800.00
08e Capital Outlay	\$ -	\$ -	\$ -	\$ -
08f Intergovernmental	\$ -	\$ -	\$ -	\$ 20,500.00
08g Other -	\$ -	\$ -	\$ -	\$ -
08 Total	\$ 62.88	\$ 62.88	\$ -	\$ 308,072.07

GENERAL FUND ACCOUNTS COVERING THE PERIOD JULY 1, 2016, to JUNE 30, 2017
ESTIMATE OF NEEDS FOR 2017-2018

FISCAL YEAR ENDING JUNE 30, 2017						Governmental Budget Accounts	
						FISCAL YEAR 2017-2018	
SUPPLEMENTAL		NET AMOUNT	WARRANTS	RESERVES	LAPSED	NEEDS AS	APPROVED BY
ADJUSTMENTS		OF	ISSUED		BALANCE	ESTIMATED BY	COUNTY
ADDED		APPROPRIATIONS			KNOWN TO BE	GOVERNING	EXCISE BOARD
CANCELLED					UNENCUMBERED	BOARD	
\$ -	\$ -	\$ -	\$ -	\$ -	\$ -	\$ -	\$ -
\$ -	\$ -	\$ -	\$ -	\$ -	\$ -	\$ -	\$ -
\$ -	\$ -	\$ -	\$ -	\$ -	\$ -	\$ -	\$ -
\$ -	\$ -	\$ -	\$ -	\$ -	\$ -	\$ -	\$ -
\$ -	\$ -	\$ -	\$ -	\$ -	\$ -	\$ -	\$ -
\$ -	\$ -	\$ -	\$ -	\$ -	\$ -	\$ -	\$ -
\$ -	\$ -	\$ -	\$ -	\$ -	\$ -	\$ -	\$ -
\$ -	\$ -	\$ -	\$ -	\$ -	\$ -	\$ -	\$ -
\$ -	\$ -	\$ -	\$ -	\$ -	\$ -	\$ -	\$ -
\$ -	\$ -	\$ -	\$ -	\$ -	\$ -	\$ -	\$ -
\$ -	\$ -	\$ 3,000.00	\$ 3,000.00	\$ -	\$ -	\$ 3,000.00	\$ 3,000.00
\$ -	\$ -	\$ -	\$ -	\$ -	\$ -	\$ -	\$ -
\$ -	\$ -	\$ 3,000.00	\$ 3,000.00	\$ -	\$ -	\$ 3,000.00	\$ 3,000.00
\$ -	\$ -	\$ 1,106,749.98	\$ 1,076,700.87	\$ -	\$ 30,049.11	\$ 1,074,469.61	\$ 1,074,469.61
\$ -	\$ -	\$ 32,892.00	\$ 18,183.75	\$ -	\$ 14,708.25	\$ 12,996.00	\$ 12,996.00
\$ -	\$ -	\$ 3,000.00	\$ 1,742.62	\$ 1,180.00	\$ 77.38	\$ 6,000.00	\$ 6,000.00
\$ -	\$ -	\$ 230,000.00	\$ 211,263.43	\$ 16,112.72	\$ 2,623.85	\$ 240,000.00	\$ 240,000.00
\$ -	\$ -	\$ 35,500.00	\$ 35,260.26	\$ -	\$ 239.74	\$ 94,000.00	\$ 94,000.00
\$ -	\$ -	\$ -	\$ -	\$ -	\$ -	\$ -	\$ -
\$ -	\$ -	\$ -	\$ -	\$ -	\$ -	\$ -	\$ -
\$ -	\$ -	\$ -	\$ -	\$ -	\$ -	\$ -	\$ -
\$ -	\$ -	\$ -	\$ -	\$ -	\$ -	\$ -	\$ -
\$ -	\$ -	\$ 1,408,141.98	\$ 1,343,150.93	\$ 17,292.72	\$ 47,698.33	\$ 1,427,465.61	\$ 1,427,465.61
\$ -	\$ -	\$ 234,836.73	\$ 234,436.79	\$ -	\$ 399.94	\$ 237,293.37	\$ 237,293.37
\$ -	\$ -	\$ -	\$ -	\$ -	\$ -	\$ -	\$ -
\$ -	\$ -	\$ 6,000.00	\$ 5,990.20	\$ -	\$ 9.80	\$ 6,000.00	\$ 6,000.00
\$ -	\$ -	\$ 8,600.00	\$ 1,061.46	\$ 7,538.54	\$ -	\$ 8,600.00	\$ 8,600.00
\$ -	\$ -	\$ 1.00	\$ -	\$ -	\$ 1.00	\$ 1.00	\$ 1.00
\$ -	\$ -	\$ -	\$ -	\$ -	\$ -	\$ -	\$ -
\$ -	\$ -	\$ -	\$ -	\$ -	\$ -	\$ -	\$ -
\$ -	\$ -	\$ 249,437.73	\$ 241,488.45	\$ 7,538.54	\$ 410.74	\$ 251,894.37	\$ 251,894.37
\$ -	\$ -	\$ 254,772.07	\$ 228,019.82	\$ -	\$ 26,752.25	\$ 255,642.31	\$ 255,642.31
\$ -	\$ -	\$ 7,400.00	\$ -	\$ -	\$ 7,400.00	\$ 7,400.00	\$ 7,400.00
\$ -	\$ -	\$ 12,600.00	\$ -	\$ -	\$ 12,600.00	\$ 12,600.00	\$ 12,600.00
\$ -	\$ -	\$ 12,800.00	\$ 1,994.31	\$ 1,945.20	\$ 8,860.49	\$ 12,800.00	\$ 12,800.00
\$ -	\$ -	\$ -	\$ -	\$ -	\$ -	\$ -	\$ -
\$ -	\$ -	\$ 20,500.00	\$ -	\$ -	\$ 20,500.00	\$ 20,500.00	\$ 20,500.00
\$ -	\$ -	\$ -	\$ -	\$ -	\$ -	\$ -	\$ -
\$ -	\$ -	\$ 308,072.07	\$ 230,014.13	\$ 1,945.20	\$ 76,112.74	\$ 308,942.31	\$ 308,942.31

GENERAL FUND ACCOUNTS COVERING THE PERIOD JULY 1, 2016, to JUNE 30, 2017
ESTIMATE OF NEEDS FOR 2017-2018

EXHIBIT "A"

4b

Schedule 8(b), Report Of Prior Year's Expenditures				
DEPARTMENTS OF GOVERNMENT APPROPRIATED ACCOUNTS	FISCAL YEAR ENDING JUNE 30, 2016			ORIGINAL APPROPRIATIONS
	RESERVES	WARRANTS	BALANCE	
	6-30-2016	SINCE ISSUED	LAPSED APPROPRIATIONS	
09 COUNTY COMMISSIONERS O.S.U. EXTENSION:				
09a Personal Services	\$ -	\$ -	\$ -	\$ -
09b Part Time Help	\$ -	\$ -	\$ -	\$ -
09c Travel	\$ -	\$ -	\$ -	\$ -
09d Maintenance and Operation	\$ -	\$ -	\$ -	\$ -
09e Capital Outlay	\$ -	\$ -	\$ -	\$ -
09f Intergovernmental	\$ -	\$ -	\$ -	\$ -
09g Other -	\$ -	\$ -	\$ -	\$ -
09 Total	\$ -	\$ -	\$ -	\$ -
10 COUNTY CLERK:				
10a Personal Services	\$ -	\$ -	\$ -	\$ 317,564.56
10b Part Time Help	\$ -	\$ -	\$ -	\$ -
10c Travel	\$ -	\$ -	\$ -	\$ 9,500.00
10d Maintenance and Operation	\$ 577.63	\$ 577.63	\$ -	\$ 14,000.00
10e Capital Outlay	\$ -	\$ -	\$ -	\$ 1.00
10f Intergovernmental	\$ -	\$ -	\$ -	\$ -
10g Lien Fees	\$ -	\$ -	\$ -	\$ -
010h Other -	\$ -	\$ -	\$ -	\$ -
10 Total	\$ 577.63	\$ 577.63	\$ -	\$ 341,065.56
14 COURT CLERK:				
14a Personal Services	\$ -	\$ -	\$ -	\$ 386,733.43
14b Part Time Help	\$ -	\$ -	\$ -	\$ -
14c Travel	\$ 178.00	\$ 178.00	\$ -	\$ 8,000.00
14d Maintenance and Operation	\$ -	\$ -	\$ -	\$ 1.00
14e Capital Outlay	\$ -	\$ -	\$ -	\$ 1.00
14f Intergovernmental	\$ -	\$ -	\$ -	\$ -
14g Other -	\$ -	\$ -	\$ -	\$ -
14 Total	\$ 178.00	\$ 178.00	\$ -	\$ 394,735.43
16 COUNTY ASSESSOR:				
16a Personal Services	\$ -	\$ -	\$ -	\$ 209,522.00
16b Part Time Help	\$ -	\$ -	\$ -	\$ -
16c Travel	\$ -	\$ -	\$ -	\$ 10,000.00
16d Maintenance and Operation	\$ 1,008.51	\$ 1,008.51	\$ -	\$ 89,000.00
16e Capital Outlay	\$ -	\$ -	\$ -	\$ 1.00
16f Intergovernmental	\$ -	\$ -	\$ -	\$ -
16g Other -	\$ -	\$ -	\$ -	\$ -
16h Other -	\$ -	\$ -	\$ -	\$ -
16 Total	\$ 1,008.51	\$ 1,008.51	\$ -	\$ 308,523.00
17 REVALUATION OF REAL PROPERTY:				
17a Personal Services	\$ -	\$ -	\$ -	\$ 177,214.00
17b Part Time Help	\$ -	\$ -	\$ -	\$ 1,000.00
17c Travel	\$ -	\$ -	\$ -	\$ 4,000.00
17d Maintenance and Operation	\$ 275.38	\$ 126.92	\$ 148.46	\$ 54,000.00
17e Capital Outlay	\$ -	\$ -	\$ -	\$ 1.00
17f Intergovernmental	\$ -	\$ -	\$ -	\$ -
17g Other -	\$ -	\$ -	\$ -	\$ -
17h Other -	\$ -	\$ -	\$ -	\$ -
17 Total	\$ 275.38	\$ 126.92	\$ 148.46	\$ 236,215.00

GENERAL FUND ACCOUNTS COVERING THE PERIOD JULY 1, 2016, to JUNE 30, 2017
ESTIMATE OF NEEDS FOR 2017-2018

FISCAL YEAR ENDING JUNE 30, 2017						Governmental Budget Accounts	
FISCAL YEAR ENDING JUNE 30, 2017						FISCAL YEAR 2017-2018	
SUPPLEMENTAL ADJUSTMENTS		NET AMOUNT OF APPROPRIATIONS	WARRANTS ISSUED	RESERVES	LAPSED BALANCE KNOWN TO BE UNENCUMBERED	NEEDS AS ESTIMATED BY GOVERNING BOARD	APPROVED BY COUNTY EXCISE BOARD
ADDED	CANCELLED						
\$ -	\$ -	\$ -	\$ -	\$ -	\$ -	\$ -	\$ -
\$ -	\$ -	\$ -	\$ -	\$ -	\$ -	\$ -	\$ -
\$ -	\$ -	\$ -	\$ -	\$ -	\$ -	\$ -	\$ -
\$ -	\$ -	\$ -	\$ -	\$ -	\$ -	\$ -	\$ -
\$ -	\$ -	\$ -	\$ -	\$ -	\$ -	\$ -	\$ -
\$ -	\$ -	\$ -	\$ -	\$ -	\$ -	\$ -	\$ -
\$ -	\$ -	\$ -	\$ -	\$ -	\$ -	\$ -	\$ -
\$ -	\$ -	\$ -	\$ -	\$ -	\$ -	\$ -	\$ -
\$ -	\$ -	\$ -	\$ -	\$ -	\$ -	\$ -	\$ -
\$ -	\$ -	\$ -	\$ -	\$ -	\$ -	\$ -	\$ -
\$ -	\$ -	\$ 317,564.56	\$ 317,008.34	\$ -	\$ 556.22	\$ 326,900.42	\$ 326,900.42
\$ -	\$ -	\$ -	\$ -	\$ -	\$ -	\$ -	\$ -
\$ -	\$ -	\$ 9,500.00	\$ 8,818.51	\$ 150.00	\$ 531.49	\$ 9,500.00	\$ 9,500.00
\$ -	\$ -	\$ 14,000.00	\$ 7,725.04	\$ 2,441.18	\$ 3,833.78	\$ 14,000.00	\$ 14,000.00
\$ -	\$ -	\$ 1.00	\$ -	\$ -	\$ 1.00	\$ 1.00	\$ 1.00
\$ -	\$ -	\$ -	\$ -	\$ -	\$ -	\$ -	\$ -
\$ -	\$ -	\$ -	\$ -	\$ -	\$ -	\$ -	\$ -
\$ -	\$ -	\$ -	\$ -	\$ -	\$ -	\$ -	\$ -
\$ -	\$ -	\$ 341,065.56	\$ 333,551.89	\$ 2,591.18	\$ 4,922.49	\$ 350,401.42	\$ 350,401.42
\$ -	\$ -	\$ 386,733.43	\$ 363,626.54	\$ -	\$ 23,106.89	\$ 390,772.57	\$ 390,772.57
\$ -	\$ -	\$ -	\$ -	\$ -	\$ -	\$ -	\$ -
\$ -	\$ -	\$ 8,000.00	\$ 6,121.42	\$ 443.00	\$ 1,435.58	\$ 8,000.00	\$ 8,000.00
\$ -	\$ -	\$ 1.00	\$ -	\$ -	\$ 1.00	\$ 1.00	\$ 1.00
\$ -	\$ -	\$ 1.00	\$ -	\$ -	\$ 1.00	\$ 1.00	\$ 1.00
\$ -	\$ -	\$ -	\$ -	\$ -	\$ -	\$ -	\$ -
\$ -	\$ -	\$ -	\$ -	\$ -	\$ -	\$ -	\$ -
\$ -	\$ -	\$ 394,735.43	\$ 369,747.96	\$ 443.00	\$ 24,544.47	\$ 398,774.57	\$ 398,774.57
\$ 200.00	\$ -	\$ 209,722.00	\$ 209,668.26	\$ -	\$ 53.74	\$ 212,541.00	\$ 212,541.00
\$ -	\$ -	\$ -	\$ -	\$ -	\$ -	\$ -	\$ -
\$ -	\$ -	\$ 10,000.00	\$ 8,367.99	\$ 325.00	\$ 1,307.01	\$ 10,000.00	\$ 10,000.00
\$ -	\$ 200.00	\$ 88,800.00	\$ 50,881.41	\$ 37,419.00	\$ 499.59	\$ 89,000.00	\$ 89,000.00
\$ -	\$ -	\$ 1.00	\$ -	\$ -	\$ 1.00	\$ 1.00	\$ 1.00
\$ -	\$ -	\$ -	\$ -	\$ -	\$ -	\$ -	\$ -
\$ -	\$ -	\$ -	\$ -	\$ -	\$ -	\$ -	\$ -
\$ -	\$ -	\$ -	\$ -	\$ -	\$ -	\$ -	\$ -
\$ 200.00	\$ 200.00	\$ 308,523.00	\$ 268,917.66	\$ 37,744.00	\$ 1,861.34	\$ 311,542.00	\$ 311,542.00
\$ -	\$ -	\$ 177,214.00	\$ 176,493.81	\$ -	\$ 720.19	\$ 179,733.00	\$ 179,733.00
\$ -	\$ -	\$ 1,000.00	\$ -	\$ -	\$ 1,000.00	\$ 1,000.00	\$ 1,000.00
\$ -	\$ -	\$ 4,000.00	\$ 365.54	\$ 700.00	\$ 2,934.46	\$ 4,000.00	\$ 4,000.00
\$ -	\$ -	\$ 54,000.00	\$ 52,625.77	\$ 200.00	\$ 1,174.23	\$ 54,000.00	\$ 54,000.00
\$ -	\$ -	\$ 1.00	\$ -	\$ -	\$ 1.00	\$ 1.00	\$ 1.00
\$ -	\$ -	\$ -	\$ -	\$ -	\$ -	\$ -	\$ -
\$ -	\$ -	\$ -	\$ -	\$ -	\$ -	\$ -	\$ -
\$ -	\$ -	\$ -	\$ -	\$ -	\$ -	\$ -	\$ -
\$ -	\$ -	\$ 236,215.00	\$ 229,485.12	\$ 900.00	\$ 5,829.88	\$ 238,734.00	\$ 238,734.00

GENERAL FUND ACCOUNTS COVERING THE PERIOD JULY 1, 2016, to JUNE 30, 2017
ESTIMATE OF NEEDS FOR 2017-2018

EXHIBIT "A"

4c

Schedule 8(c), Report Of Prior Year's Expenditures				
DEPARTMENTS OF GOVERNMENT APPROPRIATED ACCOUNTS	FISCAL YEAR ENDING JUNE 30, 2016			ORIGINAL APPROPRIATIONS
	RESERVES 6-30-2016	WARRANTS SINCE ISSUED	BALANCE LAPSED APPROPRIATIONS	
18 JUVENILE SHELTER BUREAU:				
18a Personal Services	\$ -	\$ -	\$ -	\$ -
18b Part Time Help	\$ -	\$ -	\$ -	\$ -
18c Travel	\$ -	\$ -	\$ -	\$ -
18d Maintenance and Operation	\$ 945.00	\$ 945.00	\$ -	\$ 37,800.00
18e Capital Outlay	\$ -	\$ -	\$ -	\$ -
18f Intergovernmental	\$ -	\$ -	\$ -	\$ -
18g Other -	\$ -	\$ -	\$ -	\$ -
18 Total	\$ 945.00	\$ 945.00	\$ -	\$ 37,800.00
19 DISTRICT COURT:				
19a Personal Services	\$ -	\$ -	\$ -	\$ -
19b Part Time Help	\$ -	\$ -	\$ -	\$ -
19c Travel	\$ -	\$ -	\$ -	\$ -
19d Maintenance and Operation	\$ -	\$ -	\$ -	\$ -
19e Capital Outlay	\$ -	\$ -	\$ -	\$ -
19f Intergovernmental	\$ -	\$ -	\$ -	\$ -
19g Other -	\$ -	\$ -	\$ -	\$ -
19 Total	\$ -	\$ -	\$ -	\$ -
20 GENERAL GOVERNMENT				
20a Personal Services	\$ -	\$ -	\$ -	\$ 50,378.86
20b Part Time Help	\$ -	\$ -	\$ -	\$ 2,500.00
20c Travel	\$ -	\$ -	\$ -	\$ 1.00
20d Maintenance and Operation	\$ 7,999.62	\$ 7,699.62	\$ 300.00	\$ 377,750.00
20e Capital Outlay	\$ -	\$ -	\$ -	\$ 94,600.00
20f Intergovernmental	\$ -	\$ -	\$ -	\$ -
20g Other -	\$ -	\$ -	\$ -	\$ 2,072,989.20
20h Other -	\$ -	\$ -	\$ -	\$ 500.00
20i Other -	\$ -	\$ -	\$ -	\$ -
20j Other -	\$ -	\$ -	\$ -	\$ -
20 Total	\$ 7,999.62	\$ 7,699.62	\$ 300.00	\$ 2,598,719.06
21 EXCISE - EQUALIZATION BOARD:				
21a Personal Services	\$ 177.12	\$ -	\$ 177.12	\$ 3,300.00
21b Part Time Help	\$ -	\$ -	\$ -	\$ -
21c Travel	\$ -	\$ -	\$ -	\$ -
21d Maintenance and Operation	\$ -	\$ -	\$ -	\$ 510.00
21e Capital Outlay	\$ -	\$ -	\$ -	\$ 1.00
21f Intergovernmental	\$ -	\$ -	\$ -	\$ -
21g Other -	\$ -	\$ -	\$ -	\$ -
21 Total	\$ 177.12	\$ -	\$ 177.12	\$ 3,811.00
22 COUNTY ELECTION EXPENSE:				
22a Personal Services	\$ -	\$ -	\$ -	\$ 90,008.42
22b Part Time Help	\$ -	\$ -	\$ -	\$ 2,000.00
22c Travel	\$ -	\$ -	\$ -	\$ 1,512.00
22d Maintenance and Operation	\$ 1,074.99	\$ 1,074.99	\$ -	\$ 6,672.00
22e Capital Outlay	\$ -	\$ -	\$ -	\$ 1.00
22f Intergovernmental	\$ -	\$ -	\$ -	\$ -
22g Other -	\$ -	\$ -	\$ -	\$ -
22 Total	\$ 1,074.99	\$ 1,074.99	\$ -	\$ 100,193.42

GENERAL FUND ACCOUNTS COVERING THE PERIOD JULY 1, 2016, to JUNE 30, 2017
ESTIMATE OF NEEDS FOR 2017-2018

FISCAL YEAR ENDING JUNE 30, 2017						Governmental Budget Accounts	
FISCAL YEAR ENDING JUNE 30, 2017						FISCAL YEAR 2017-2018	
SUPPLEMENTAL		NET AMOUNT	WARRANTS	RESERVES	LAPSED	NEEDS AS	APPROVED BY
ADJUSTMENTS		OF	ISSUED		BALANCE	ESTIMATED BY	COUNTY
ADDED	CANCELLED	APPROPRIATIONS			KNOWN TO BE	GOVERNING	EXCISE BOARD
					UNENCUMBERED	BOARD	
	\$ -	\$ -		\$ -	\$ -	\$ -	\$ -
\$ -	\$ -	\$ -	\$ -	\$ -	\$ -	\$ -	\$ -
	\$ -	\$ -			\$ -	\$ -	\$ -
\$ -	\$ -	\$ 37,800.00	\$ 13,647.75	\$ 808.50	\$ 23,343.75	\$ 37,800.00	\$ 37,800.00
\$ -	\$ -	\$ -	\$ -	\$ -	\$ -	\$ -	\$ -
\$ -	\$ -	\$ -	\$ -	\$ -	\$ -	\$ -	\$ -
\$ -	\$ -	\$ -	\$ -	\$ -	\$ -	\$ -	\$ -
\$ -	\$ -	\$ 37,800.00	\$ 13,647.75	\$ 808.50	\$ 23,343.75	\$ 37,800.00	\$ 37,800.00
\$ -	\$ -	\$ -	\$ -	\$ -	\$ -	\$ -	\$ -
\$ -	\$ -	\$ -	\$ -	\$ -	\$ -	\$ -	\$ -
\$ -	\$ -	\$ -	\$ -	\$ -	\$ -	\$ -	\$ -
\$ -	\$ -	\$ -	\$ -	\$ -	\$ -	\$ -	\$ -
\$ -	\$ -	\$ -	\$ -	\$ -	\$ -	\$ -	\$ -
\$ -	\$ -	\$ -	\$ -	\$ -	\$ -	\$ -	\$ -
\$ -	\$ -	\$ 50,378.86	\$ 45,536.22	\$ -	\$ 4,842.64	\$ 50,638.86	\$ 50,638.86
\$ -	\$ -	\$ 2,500.00	\$ -	\$ -	\$ 2,500.00	\$ 2,500.00	\$ 2,500.00
\$ -	\$ -	\$ 1.00	\$ -	\$ -	\$ 1.00	\$ 1.00	\$ 1.00
\$ -	\$ -	\$ 377,750.00	\$ 312,422.50	\$ 6,609.96	\$ 58,717.54	\$ 377,750.00	\$ 377,750.00
\$ -	\$ -	\$ 94,600.00	\$ -	\$ -	\$ 94,600.00	\$ 94,600.00	\$ 94,600.00
\$ -	\$ -	\$ -	\$ -	\$ -	\$ -	\$ -	\$ -
\$ -	\$ -	\$ 2,072,989.20	\$ 14,961.51	\$ 7,339.32	\$ 2,050,688.37	\$ 2,394,422.78	\$ 2,394,422.78
\$ -	\$ -	\$ 500.00	\$ -	\$ -	\$ 500.00	\$ 500.00	\$ 500.00
\$ -	\$ -	\$ -	\$ -	\$ -	\$ -	\$ -	\$ -
\$ -	\$ -	\$ -	\$ -	\$ -	\$ -	\$ -	\$ -
\$ -	\$ -	\$ 2,598,719.06	\$ 372,920.23	\$ 13,949.28	\$ 2,211,849.55	\$ 2,920,412.64	\$ 2,920,412.64
\$ -	\$ -	\$ 3,300.00	\$ 3,032.22	\$ -	\$ 267.78	\$ 3,600.00	\$ 3,600.00
\$ -	\$ -	\$ -	\$ -	\$ -	\$ -	\$ -	\$ -
\$ -	\$ -	\$ -	\$ -	\$ -	\$ -	\$ -	\$ -
\$ -	\$ -	\$ 510.00	\$ 140.61	\$ -	\$ 369.39	\$ 510.00	\$ 510.00
\$ -	\$ -	\$ 1.00	\$ -	\$ -	\$ 1.00	\$ 1.00	\$ 1.00
\$ -	\$ -	\$ -	\$ -	\$ -	\$ -	\$ -	\$ -
\$ -	\$ -	\$ -	\$ -	\$ -	\$ -	\$ -	\$ -
\$ -	\$ -	\$ 3,811.00	\$ 3,172.83	\$ -	\$ 638.17	\$ 4,111.00	\$ 4,111.00
\$ -	\$ -	\$ 90,008.42	\$ 89,282.00	\$ -	\$ 726.42	\$ 90,814.35	\$ 90,814.35
\$ 699.76	\$ -	\$ 2,699.76	\$ 2,161.14	\$ -	\$ 538.62	\$ 4,691.26	\$ 4,691.26
\$ -	\$ -	\$ 1,512.00	\$ 88.56	\$ -	\$ 1,423.44	\$ 1,188.00	\$ 1,188.00
\$ -	\$ -	\$ 6,672.00	\$ 3,311.82	\$ 1,588.31	\$ 1,771.87	\$ 11,999.48	\$ 11,999.48
\$ -	\$ -	\$ 1.00	\$ -	\$ -	\$ 1.00	\$ 1.00	\$ 1.00
\$ -	\$ -	\$ -	\$ -	\$ -	\$ -	\$ -	\$ -
\$ -	\$ -	\$ -	\$ -	\$ -	\$ -	\$ -	\$ -
\$ 699.76	\$ -	\$ 100,893.18	\$ 94,843.52	\$ 1,588.31	\$ 4,461.35	\$ 108,694.09	\$ 108,694.09

GENERAL FUND ACCOUNTS COVERING THE PERIOD JULY 1, 2016, to JUNE 30, 2017
ESTIMATE OF NEEDS FOR 2017-2018

EXHIBIT "A"

4d

Schedule 8(d), Report Of Prior Year's Expenditures				
DEPARTMENTS OF GOVERNMENT APPROPRIATED ACCOUNTS	FISCAL YEAR ENDING JUNE 30, 2016			ORIGINAL APPROPRIATIONS
	RESERVES	WARRANTS	BALANCE	
	6-30-2016	SINCE ISSUED	LAPSED APPROPRIATIONS	
23 INSURANCE - BENEFITS:				
23a Hospital	\$ -	\$ -	\$ -	\$ -
23b Accident	\$ -	\$ -	\$ -	\$ -
23c Life	\$ -	\$ -	\$ -	\$ -
23d Property	\$ -	\$ -	\$ -	\$ -
23e Workmans Compensation	\$ -	\$ -	\$ -	\$ -
23f Unemployment	\$ -	\$ -	\$ -	\$ -
23g Retirement	\$ -	\$ -	\$ -	\$ 20,000.00
23h Self Insured	\$ -	\$ -	\$ -	\$ -
23i FICA	\$ -	\$ -	\$ -	\$ -
23j Other -	\$ -	\$ -	\$ -	\$ -
23 Total	\$ -	\$ -	\$ -	\$ 20,000.00
24 COUNTY PURCHASING AGENT:				
24a Personal Services	\$ -	\$ -	\$ -	\$ -
24b Part Time Help	\$ -	\$ -	\$ -	\$ -
24c Travel	\$ -	\$ -	\$ -	\$ -
24d Maintenance and Operation	\$ -	\$ -	\$ -	\$ -
24e Capital Outlay	\$ -	\$ -	\$ -	\$ -
24f Intergovernmental	\$ -	\$ -	\$ -	\$ -
24g Other -	\$ -	\$ -	\$ -	\$ -
24 Total	\$ -	\$ -	\$ -	\$ -
25 DATA PROCESSING:				
25a Personal Services	\$ -	\$ -	\$ -	\$ -
25b Part Time Help	\$ -	\$ -	\$ -	\$ -
25c Travel	\$ -	\$ -	\$ -	\$ -
25d Maintenance and Operation	\$ -	\$ -	\$ -	\$ -
25e Capital Outlay	\$ -	\$ -	\$ -	\$ -
25f Intergovernmental	\$ -	\$ -	\$ -	\$ -
25g Other -	\$ -	\$ -	\$ -	\$ -
25 Total	\$ -	\$ -	\$ -	\$ -
26 COUNTY SUPT. OF HEALTH				
26a Personal Services	\$ -	\$ -	\$ -	\$ -
26b Part Time Help	\$ -	\$ -	\$ -	\$ -
26c Travel	\$ -	\$ -	\$ -	\$ -
26d Maintenance and Operation	\$ -	\$ -	\$ -	\$ -
26e Capital Outlay	\$ -	\$ -	\$ -	\$ -
26f Intergovernmental	\$ -	\$ -	\$ -	\$ -
26g Other -	\$ -	\$ -	\$ -	\$ -
26 Total	\$ -	\$ -	\$ -	\$ -
27 WELFARE AGENCIES:				
27a Personal Services	\$ -	\$ -	\$ -	\$ -
27b Part Time Help	\$ -	\$ -	\$ -	\$ -
27c Travel	\$ -	\$ -	\$ -	\$ -
27d Maintenance and Operation	\$ -	\$ -	\$ -	\$ -
27e Capital Outlay	\$ -	\$ -	\$ -	\$ -
27f Intergovernmental	\$ -	\$ -	\$ -	\$ -
27g Other -	\$ -	\$ -	\$ -	\$ -
27 Total	\$ -	\$ -	\$ -	\$ -

GENERAL FUND ACCOUNTS COVERING THE PERIOD JULY 1, 2016, to JUNE 30, 2017
ESTIMATE OF NEEDS FOR 2017-2018

EXHIBIT "A"

4e

Schedule 8(e), Report Of Prior Year's Expenditures				
DEPARTMENTS OF GOVERNMENT APPROPRIATED ACCOUNTS	FISCAL YEAR ENDING JUNE 30, 2016			ORIGINAL APPROPRIATIONS
	RESERVES 6-30-2016	WARRANTS SINCE ISSUED	BALANCE LAPSED APPROPRIATIONS	
28 CHARITY:				
28a Personal Services	\$ -	\$ -	\$ -	\$ -
28b Part Time Help	\$ -	\$ -	\$ -	\$ -
28c Travel	\$ -	\$ -	\$ -	\$ -
28d Maintenance and Operation	\$ -	\$ -	\$ -	\$ 2,000.00
28e Capital Outlay	\$ -	\$ -	\$ -	\$ -
28f Intergovernmental	\$ -	\$ -	\$ -	\$ -
28g Other -	\$ -	\$ -	\$ -	\$ -
28 Total	\$ -	\$ -	\$ -	\$ 2,000.00
29 FIRE FIGHTING SERVICES:				
29a Personal Services	\$ -	\$ -	\$ -	\$ -
29b Part Time Help	\$ -	\$ -	\$ -	\$ -
29c Travel	\$ -	\$ -	\$ -	\$ -
29d Maintenance and Operation	\$ -	\$ -	\$ -	\$ -
29e Capital Outlay	\$ -	\$ -	\$ -	\$ -
29f Intergovernmental	\$ -	\$ -	\$ -	\$ -
29g Equipment Lease Rentals	\$ -	\$ -	\$ -	\$ -
29h Other -	\$ -	\$ -	\$ -	\$ -
29i Other -	\$ -	\$ -	\$ -	\$ -
29 Total	\$ -	\$ -	\$ -	\$ -
30 RECORDING ACCOUNT:				
30a Personal Services	\$ -	\$ -	\$ -	\$ -
30b Part Time Help	\$ -	\$ -	\$ -	\$ -
30c Travel	\$ -	\$ -	\$ -	\$ -
30d Maintenance and Operation	\$ -	\$ -	\$ -	\$ 11,000.00
30e Capital Outlay	\$ -	\$ -	\$ -	\$ -
30f Intergovernmental	\$ -	\$ -	\$ -	\$ -
30g Other -	\$ -	\$ -	\$ -	\$ -
30 Total	\$ -	\$ -	\$ -	\$ 11,000.00
31 COUNTY ENGINEER:				
31a Personal Services	\$ -	\$ -	\$ -	\$ -
31b Part Time Help	\$ -	\$ -	\$ -	\$ -
31c Travel	\$ -	\$ -	\$ -	\$ -
31d Maintenance and Operation	\$ -	\$ -	\$ -	\$ -
31e Capital Outlay	\$ -	\$ -	\$ -	\$ -
31f Intergovernmental	\$ -	\$ -	\$ -	\$ -
31g Other -	\$ -	\$ -	\$ -	\$ -
31h Other -	\$ -	\$ -	\$ -	\$ -
31 Total	\$ -	\$ -	\$ -	\$ -
32 LIBRARY:				
32a Personal Services	\$ -	\$ -	\$ -	\$ -
32b Part Time Help	\$ -	\$ -	\$ -	\$ -
32c Travel	\$ -	\$ -	\$ -	\$ -
32d Maintenance and Operation	\$ -	\$ -	\$ -	\$ -
32e Capital Outlay	\$ -	\$ -	\$ -	\$ -
32f Intergovernmental	\$ -	\$ -	\$ -	\$ -
32g Other -	\$ -	\$ -	\$ -	\$ -
32 Total	\$ -	\$ -	\$ -	\$ -

GENERAL FUND ACCOUNTS COVERING THE PERIOD JULY 1, 2016, to JUNE 30, 2017
ESTIMATE OF NEEDS FOR 2017-2018

EXHIBIT "A"

4f

Schedule 8(f), Report Of Prior Year's Expenditures				
DEPARTMENTS OF GOVERNMENT APPROPRIATED ACCOUNTS	FISCAL YEAR ENDING JUNE 30, 2016			ORIGINAL APPROPRIATIONS
	RESERVES	WARRANTS	BALANCE	
	6-30-2016	SINCE ISSUED	LAPSED APPROPRIATIONS	
33 PUBLIC DEFENDER:				
33a Personal Services	\$ -	\$ -	\$ -	\$ -
33b Part Time Help	\$ -	\$ -	\$ -	\$ -
33c Travel	\$ -	\$ -	\$ -	\$ -
33d Maintenance and Operation	\$ -	\$ -	\$ -	\$ -
33e Capital Outlay	\$ -	\$ -	\$ -	\$ -
33f Intergovernmental	\$ -	\$ -	\$ -	\$ -
33g Other -	\$ -	\$ -	\$ -	\$ -
33h Other -	\$ -	\$ -	\$ -	\$ -
33 Total	\$ -	\$ -	\$ -	\$ -
34 CIVIL DEFENSE:				
34a Personal Services	\$ -	\$ -	\$ -	\$ -
34b Part Time Help	\$ -	\$ -	\$ -	\$ -
34c Travel	\$ -	\$ -	\$ -	\$ -
34d Maintenance and Operation	\$ -	\$ -	\$ -	\$ -
34e Capital Outlay	\$ -	\$ -	\$ -	\$ 42,000.00
34f Intergovernmental	\$ -	\$ -	\$ -	\$ -
34g Other -	\$ -	\$ -	\$ -	\$ -
34 Total	\$ -	\$ -	\$ -	\$ 42,000.00
36 SOLID WASTE:				
36a Personal Services	\$ -	\$ -	\$ -	\$ -
36b Part Time Help	\$ -	\$ -	\$ -	\$ -
36c Travel	\$ -	\$ -	\$ -	\$ -
36d Maintenance and Operation	\$ -	\$ -	\$ -	\$ -
36e Capital Outlay	\$ -	\$ -	\$ -	\$ -
36f Intergovernmental	\$ -	\$ -	\$ -	\$ -
36g Other -	\$ -	\$ -	\$ -	\$ -
36h Other -	\$ -	\$ -	\$ -	\$ -
36 Total	\$ -	\$ -	\$ -	\$ -
38 SOIL CONSERVATION DISTRICT:				
38a Personal Services	\$ -	\$ -	\$ -	\$ -
38b Part Time Help	\$ -	\$ -	\$ -	\$ -
38c Travel	\$ -	\$ -	\$ -	\$ -
38d Maintenance and Operation	\$ -	\$ -	\$ -	\$ -
38e Capital Outlay	\$ -	\$ -	\$ -	\$ -
38f Intergovernmental	\$ -	\$ -	\$ -	\$ -
38g Other -	\$ -	\$ -	\$ -	\$ -
38h Other -	\$ -	\$ -	\$ -	\$ -
38 Total	\$ -	\$ -	\$ -	\$ -
40 REWARD FUND:				
40a Personal Services	\$ -	\$ -	\$ -	\$ -
40b Part Time Help	\$ -	\$ -	\$ -	\$ -
40c Travel	\$ -	\$ -	\$ -	\$ -
40d Maintenance and Operation	\$ -	\$ -	\$ -	\$ -
40e Capital Outlay	\$ -	\$ -	\$ -	\$ -
40f Intergovernmental	\$ -	\$ -	\$ -	\$ -
40g Other -	\$ -	\$ -	\$ -	\$ -
40 Total	\$ -	\$ -	\$ -	\$ -

GENERAL FUND ACCOUNTS COVERING THE PERIOD JULY 1, 2016, to JUNE 30, 2017
ESTIMATE OF NEEDS FOR 2017-2018

EXHIBIT "A"

4g

Schedule 8(g), Report Of Prior Year's Expenditures				
DEPARTMENTS OF GOVERNMENT APPROPRIATED ACCOUNTS	FISCAL YEAR ENDING JUNE 30, 2016			ORIGINAL APPROPRIATIONS
	RESERVES 6-30-2016	WARRANTS SINCE ISSUED	BALANCE LAPSED APPROPRIATIONS	
60				
60a Personal Services	\$ -	\$ -	\$ -	\$ -
60b Part Time Help	\$ -	\$ -	\$ -	\$ -
60c Travel	\$ -	\$ -	\$ -	\$ -
60d Maintenance and Operation	\$ -	\$ -	\$ -	\$ -
60e Capital Outlay	\$ -	\$ -	\$ -	\$ -
60f Intergovernmental	\$ -	\$ -	\$ -	\$ -
60g Other -	\$ -	\$ -	\$ -	\$ -
60h Other -	\$ -	\$ -	\$ -	\$ -
60 Total	\$ -	\$ -	\$ -	\$ -
61				
61a Personal Services	\$ -	\$ -	\$ -	\$ -
61b Part Time Help	\$ -	\$ -	\$ -	\$ -
61c Travel	\$ -	\$ -	\$ -	\$ -
61d Maintenance and Operation	\$ -	\$ -	\$ -	\$ -
61e Capital Outlay	\$ -	\$ -	\$ -	\$ -
61f Intergovernmental	\$ -	\$ -	\$ -	\$ -
61g Other -	\$ -	\$ -	\$ -	\$ -
61h Other -	\$ -	\$ -	\$ -	\$ -
61 Total	\$ -	\$ -	\$ -	\$ -
62				
62a Personal Services	\$ -	\$ -	\$ -	\$ -
62b Part Time Help	\$ -	\$ -	\$ -	\$ -
62c Travel	\$ -	\$ -	\$ -	\$ -
62d Maintenance and Operation	\$ -	\$ -	\$ -	\$ -
62e Capital Outlay	\$ -	\$ -	\$ -	\$ -
62f Intergovernmental	\$ -	\$ -	\$ -	\$ -
62g Other -	\$ -	\$ -	\$ -	\$ -
62h Other -	\$ -	\$ -	\$ -	\$ -
62 Total	\$ -	\$ -	\$ -	\$ -
63				
63a Personal Services	\$ -	\$ -	\$ -	\$ -
63b Part Time Help	\$ -	\$ -	\$ -	\$ -
63c Travel	\$ -	\$ -	\$ -	\$ -
63d Maintenance and Operation	\$ -	\$ -	\$ -	\$ -
63e Capital Outlay	\$ -	\$ -	\$ -	\$ -
63f Intergovernmental	\$ -	\$ -	\$ -	\$ -
63g Other -	\$ -	\$ -	\$ -	\$ -
63 Total	\$ -	\$ -	\$ -	\$ -
64				
64a Personal Services	\$ -	\$ -	\$ -	\$ -
64b Part Time Help	\$ -	\$ -	\$ -	\$ -
64c Travel	\$ -	\$ -	\$ -	\$ -
64d Maintenance and Operation	\$ -	\$ -	\$ -	\$ -
64e Capital Outlay	\$ -	\$ -	\$ -	\$ -
64f Intergovernmental	\$ -	\$ -	\$ -	\$ -
64g Other -	\$ -	\$ -	\$ -	\$ -
64 Total	\$ -	\$ -	\$ -	\$ -

GENERAL FUND ACCOUNTS COVERING THE PERIOD JULY 1, 2016, to JUNE 30, 2017
ESTIMATE OF NEEDS FOR 2017-2018

FISCAL YEAR ENDING JUNE 30, 2017					Governmental Budget Accounts		
					FISCAL YEAR 2017-2018		
SUPPLEMENTAL ADJUSTMENTS		NET AMOUNT OF APPROPRIATIONS	WARRANTS ISSUED	RESERVES	LAPSED BALANCE KNOWN TO BE UNENCUMBERED	NEEDS AS ESTIMATED BY GOVERNING BOARD	APPROVED BY COUNTY EXCISE BOARD
ADDED	CANCELLED						
\$ -	\$ -	\$ -	\$ -	\$ -	\$ -	\$ -	\$ -
\$ -	\$ -	\$ -	\$ -	\$ -	\$ -	\$ -	\$ -
\$ -	\$ -	\$ -	\$ -	\$ -	\$ -	\$ -	\$ -
\$ -	\$ -	\$ -	\$ -	\$ -	\$ -	\$ -	\$ -
\$ -	\$ -	\$ -	\$ -	\$ -	\$ -	\$ -	\$ -
\$ -	\$ -	\$ -	\$ -	\$ -	\$ -	\$ -	\$ -
\$ -	\$ -	\$ -	\$ -	\$ -	\$ -	\$ -	\$ -
\$ -	\$ -	\$ -	\$ -	\$ -	\$ -	\$ -	\$ -
\$ -	\$ -	\$ -	\$ -	\$ -	\$ -	\$ -	\$ -
\$ -	\$ -	\$ -	\$ -	\$ -	\$ -	\$ -	\$ -
\$ -	\$ -	\$ -	\$ -	\$ -	\$ -	\$ -	\$ -
\$ -	\$ -	\$ -	\$ -	\$ -	\$ -	\$ -	\$ -
\$ -	\$ -	\$ -	\$ -	\$ -	\$ -	\$ -	\$ -
\$ -	\$ -	\$ -	\$ -	\$ -	\$ -	\$ -	\$ -
\$ -	\$ -	\$ -	\$ -	\$ -	\$ -	\$ -	\$ -
\$ -	\$ -	\$ -	\$ -	\$ -	\$ -	\$ -	\$ -
\$ -	\$ -	\$ -	\$ -	\$ -	\$ -	\$ -	\$ -
\$ -	\$ -	\$ -	\$ -	\$ -	\$ -	\$ -	\$ -
\$ -	\$ -	\$ -	\$ -	\$ -	\$ -	\$ -	\$ -
\$ -	\$ -	\$ -	\$ -	\$ -	\$ -	\$ -	\$ -
\$ -	\$ -	\$ -	\$ -	\$ -	\$ -	\$ -	\$ -
\$ -	\$ -	\$ -	\$ -	\$ -	\$ -	\$ -	\$ -
\$ -	\$ -	\$ -	\$ -	\$ -	\$ -	\$ -	\$ -
\$ -	\$ -	\$ -	\$ -	\$ -	\$ -	\$ -	\$ -
\$ -	\$ -	\$ -	\$ -	\$ -	\$ -	\$ -	\$ -
\$ -	\$ -	\$ -	\$ -	\$ -	\$ -	\$ -	\$ -
\$ -	\$ -	\$ -	\$ -	\$ -	\$ -	\$ -	\$ -
\$ -	\$ -	\$ -	\$ -	\$ -	\$ -	\$ -	\$ -
\$ -	\$ -	\$ -	\$ -	\$ -	\$ -	\$ -	\$ -
\$ -	\$ -	\$ -	\$ -	\$ -	\$ -	\$ -	\$ -
\$ -	\$ -	\$ -	\$ -	\$ -	\$ -	\$ -	\$ -
\$ -	\$ -	\$ -	\$ -	\$ -	\$ -	\$ -	\$ -
\$ -	\$ -	\$ -	\$ -	\$ -	\$ -	\$ -	\$ -
\$ -	\$ -	\$ -	\$ -	\$ -	\$ -	\$ -	\$ -
\$ -	\$ -	\$ -	\$ -	\$ -	\$ -	\$ -	\$ -
\$ -	\$ -	\$ -	\$ -	\$ -	\$ -	\$ -	\$ -
\$ -	\$ -	\$ -	\$ -	\$ -	\$ -	\$ -	\$ -
\$ -	\$ -	\$ -	\$ -	\$ -	\$ -	\$ -	\$ -
\$ -	\$ -	\$ -	\$ -	\$ -	\$ -	\$ -	\$ -

GENERAL FUND ACCOUNTS COVERING THE PERIOD JULY 1, 2016, to JUNE 30, 2017
ESTIMATE OF NEEDS FOR 2017-2018

EXHIBIT "A"

4h

Schedule 8(h), Report Of Prior Year's Expenditures				
DEPARTMENTS OF GOVERNMENT APPROPRIATED ACCOUNTS	FISCAL YEAR ENDING JUNE 30, 2016			ORIGINAL APPROPRIATIONS
	RESERVES	WARRANTS	BALANCE	
	6-30-2016	SINCE ISSUED	LAPSED APPROPRIATIONS	
65				
65a Personal Services	\$ -	\$ -	\$ -	\$ -
65b Part Time Help	\$ -	\$ -	\$ -	\$ -
65c Travel	\$ -	\$ -	\$ -	\$ -
65d Maintenance and Operation	\$ -	\$ -	\$ -	\$ -
65e Capital Outlay	\$ -	\$ -	\$ -	\$ -
65f Intergovernmental	\$ -	\$ -	\$ -	\$ -
65g Other -	\$ -	\$ -	\$ -	\$ -
65h Other -	\$ -	\$ -	\$ -	\$ -
65 Total	\$ -	\$ -	\$ -	\$ -
66				
66a Personal Services	\$ -	\$ -	\$ -	\$ -
66b Part Time Help	\$ -	\$ -	\$ -	\$ -
66c Travel	\$ -	\$ -	\$ -	\$ -
66d Maintenance and Operation	\$ -	\$ -	\$ -	\$ -
66e Capital Outlay	\$ -	\$ -	\$ -	\$ -
66f Intergovernmental	\$ -	\$ -	\$ -	\$ -
66g Other -	\$ -	\$ -	\$ -	\$ -
66h Other -	\$ -	\$ -	\$ -	\$ -
66 Total	\$ -	\$ -	\$ -	\$ -
67				
67a Personal Services	\$ -	\$ -	\$ -	\$ -
67b Part Time Help	\$ -	\$ -	\$ -	\$ -
67c Travel	\$ -	\$ -	\$ -	\$ -
67d Maintenance and Operation	\$ -	\$ -	\$ -	\$ -
67e Capital Outlay	\$ -	\$ -	\$ -	\$ -
67f Intergovernmental	\$ -	\$ -	\$ -	\$ -
67g Other -	\$ -	\$ -	\$ -	\$ -
67h Other -	\$ -	\$ -	\$ -	\$ -
67 Total	\$ -	\$ -	\$ -	\$ -
68				
68a Personal Services	\$ -	\$ -	\$ -	\$ -
68b Part Time Help	\$ -	\$ -	\$ -	\$ -
68c Travel	\$ -	\$ -	\$ -	\$ -
68d Maintenance and Operation	\$ -	\$ -	\$ -	\$ -
68e Capital Outlay	\$ -	\$ -	\$ -	\$ -
68f Intergovernmental	\$ -	\$ -	\$ -	\$ -
68g Other -	\$ -	\$ -	\$ -	\$ -
68 Total	\$ -	\$ -	\$ -	\$ -
69				
69a Personal Services	\$ -	\$ -	\$ -	\$ -
69b Part Time Help	\$ -	\$ -	\$ -	\$ -
69c Travel	\$ -	\$ -	\$ -	\$ -
69d Maintenance and Operation	\$ -	\$ -	\$ -	\$ -
69e Capital Outlay	\$ -	\$ -	\$ -	\$ -
69f Intergovernmental	\$ -	\$ -	\$ -	\$ -
69g Other -	\$ -	\$ -	\$ -	\$ -
69 Total	\$ -	\$ -	\$ -	\$ -

GENERAL FUND ACCOUNTS COVERING THE PERIOD JULY 1, 2016, to JUNE 30, 2017
ESTIMATE OF NEEDS FOR 2017-2018

EXHIBIT "A"

4i

Schedule 8(i), Report Of Prior Year's Expenditures				
DEPARTMENTS OF GOVERNMENT APPROPRIATED ACCOUNTS	FISCAL YEAR ENDING JUNE 30, 2016			ORIGINAL APPROPRIATIONS
	RESERVES 6-30-2016	WARRANTS SINCE ISSUED	BALANCE LAPSED APPROPRIATIONS	
80 HIGHWAY BUDGET ACCOUNT:				
80a Personal Services	\$ -	\$ -	\$ -	\$ -
80b Part Time Help	\$ -	\$ -	\$ -	\$ -
80c Travel	\$ -	\$ -	\$ -	\$ -
80d Maintenance and Operation	\$ -	\$ -	\$ -	\$ -
80e Capital Outlay	\$ -	\$ -	\$ -	\$ -
80f Intergovernmental	\$ -	\$ -	\$ -	\$ -
80g Other -	\$ -	\$ -	\$ -	\$ -
80h Other -	\$ -	\$ -	\$ -	\$ -
80j Other -	\$ -	\$ -	\$ -	\$ -
80 Total	\$ -	\$ -	\$ -	\$ -
82 COUNTY AUDIT BUDGET ACCOUNT:				
82a Salaries and Expense of Audit and Report	\$ -	\$ -	\$ -	\$ 83,179.18
82b Intergovernmental	\$ -	\$ -	\$ -	\$ -
82c Other -	\$ -	\$ -	\$ -	\$ -
82 Total	\$ -	\$ -	\$ -	\$ 83,179.18
83 COUNTY CEMETARY ACCOUNT:				
83a Personal Services	\$ -	\$ -	\$ -	\$ -
83b Part Time Help	\$ -	\$ -	\$ -	\$ -
83c Travel	\$ -	\$ -	\$ -	\$ -
83d Maintenance and Operation	\$ -	\$ -	\$ -	\$ -
83e Capital Outlay	\$ -	\$ -	\$ -	\$ -
83f Intergovernmental	\$ -	\$ -	\$ -	\$ -
83g Other -	\$ -	\$ -	\$ -	\$ -
83h Other -	\$ -	\$ -	\$ -	\$ -
83 Total	\$ -	\$ -	\$ -	\$ -
84 FREE FAIR BUDGET ACCOUNT:				
84a Personal Services	\$ -	\$ -	\$ -	\$ -
84b Part Time Help	\$ -	\$ -	\$ -	\$ -
84c Travel	\$ -	\$ -	\$ -	\$ -
84d Maintenance and Operation	\$ -	\$ -	\$ -	\$ -
84e Capital Outlay	\$ -	\$ -	\$ -	\$ -
84f Intergovernmental	\$ -	\$ -	\$ -	\$ -
84g Premiums and Awards	\$ -	\$ -	\$ -	\$ -
84h Other -	\$ -	\$ -	\$ -	\$ -
84i Other -	\$ -	\$ -	\$ -	\$ -
84 Total	\$ -	\$ -	\$ -	\$ -
86 FREE FAIR IMPROVEMENT ACCOUNT:				
86a Personal Services	\$ -	\$ -	\$ -	\$ -
86b Part Time Help	\$ -	\$ -	\$ -	\$ -
86c Travel	\$ -	\$ -	\$ -	\$ -
86d Maintenance and Operation	\$ -	\$ -	\$ -	\$ -
86e Capital Outlay	\$ -	\$ -	\$ -	\$ -
86f Intergovernmental	\$ -	\$ -	\$ -	\$ -
86g Other -	\$ -	\$ -	\$ -	\$ -
86h Other -	\$ -	\$ -	\$ -	\$ -
86 Total	\$ -	\$ -	\$ -	\$ -

GENERAL FUND ACCOUNTS COVERING THE PERIOD JULY 1, 2016, to JUNE 30, 2017
ESTIMATE OF NEEDS FOR 2017-2018

EXHIBIT "A"

4j

Schedule 8(j), Report Of Prior Year's Expenditures				
DEPARTMENTS OF GOVERNMENT APPROPRIATED ACCOUNTS	FISCAL YEAR ENDING JUNE 30, 2016			ORIGINAL APPROPRIATIONS
	RESERVES 6-30-2016	WARRANTS SINCE ISSUED	BALANCE LAPSED APPROPRIATIONS	
87 LIBRARY BUDGET ACCOUNT:				
87a Personal Services	\$ -	\$ -	\$ -	\$ -
87b Part Time Help	\$ -	\$ -	\$ -	\$ -
87c Travel	\$ -	\$ -	\$ -	\$ -
87d Maintenance and Operation	\$ -	\$ -	\$ -	\$ -
87e Capital Outlay	\$ -	\$ -	\$ -	\$ -
87f Intergovernmental	\$ -	\$ -	\$ -	\$ -
87g Other -	\$ -	\$ -	\$ -	\$ -
87 Total	\$ -	\$ -	\$ -	\$ -
88 PUBLIC HEALTH BUDGET ACCOUNT:				
88a Personal Services	\$ -	\$ -	\$ -	\$ -
88b Part Time Help	\$ -	\$ -	\$ -	\$ -
88c Travel	\$ -	\$ -	\$ -	\$ -
88d Maintenance and Operation	\$ -	\$ -	\$ -	\$ -
88e Capital Outlay	\$ -	\$ -	\$ -	\$ -
88f Intergovernmental	\$ -	\$ -	\$ -	\$ -
88g Other -	\$ -	\$ -	\$ -	\$ -
88h Other -	\$ -	\$ -	\$ -	\$ -
88 Total	\$ -	\$ -	\$ -	\$ -
89 COUNTY HOSPITAL BUDGET ACCOUNT:				
89a Personal Services	\$ -	\$ -	\$ -	\$ -
89b Part Time Help	\$ -	\$ -	\$ -	\$ -
89c Travel	\$ -	\$ -	\$ -	\$ -
89d Maintenance and Operation	\$ -	\$ -	\$ -	\$ -
89e Capital Outlay	\$ -	\$ -	\$ -	\$ -
89f Intergovernmental	\$ -	\$ -	\$ -	\$ -
89g Other -	\$ -	\$ -	\$ -	\$ -
89h Other -	\$ -	\$ -	\$ -	\$ -
89 Total	\$ -	\$ -	\$ -	\$ -
90 CHILD GUIDANCE CLINIC				
90a Personal Services	\$ -	\$ -	\$ -	\$ -
90b Part Time Help	\$ -	\$ -	\$ -	\$ -
90c Travel	\$ -	\$ -	\$ -	\$ -
90d Maintenance and Operation	\$ -	\$ -	\$ -	\$ -
90e Capital Outlay	\$ -	\$ -	\$ -	\$ -
90f Intergovernmental	\$ -	\$ -	\$ -	\$ -
90g Other -	\$ -	\$ -	\$ -	\$ -
90 Total	\$ -	\$ -	\$ -	\$ -
91 TICK ERADICATION ACCOUNT:				
91a Personal Services	\$ -	\$ -	\$ -	\$ -
91b Part Time Help	\$ -	\$ -	\$ -	\$ -
91c Travel	\$ -	\$ -	\$ -	\$ -
91d Maintenance and Operation	\$ -	\$ -	\$ -	\$ -
91e Capital Outlay	\$ -	\$ -	\$ -	\$ -
91f Intergovernmental	\$ -	\$ -	\$ -	\$ -
91g Other -	\$ -	\$ -	\$ -	\$ -
91h Other -	\$ -	\$ -	\$ -	\$ -
91 Total	\$ -	\$ -	\$ -	\$ -

GENERAL FUND ACCOUNTS COVERING THE PERIOD JULY 1, 2016, to JUNE 30, 2017
ESTIMATE OF NEEDS FOR 2017-2018

EXHIBIT "A"

4k

Schedule 8(k), Report Of Prior Year's Expenditures				
DEPARTMENTS OF GOVERNMENT APPROPRIATED ACCOUNTS	FISCAL YEAR ENDING JUNE 30, 2016			ORIGINAL APPROPRIATIONS
	RESERVES 6-30-2016	WARRANTS SINCE ISSUED	BALANCE LAPSED APPROPRIATIONS	
92 BUILDING MAINTENANCE ACCOUNT:				
92a Personal Services	\$ -	\$ -	\$ -	\$ -
92b Part Time Help	\$ -	\$ -	\$ -	\$ -
92c Travel	\$ -	\$ -	\$ -	\$ -
92d Maintenance and Operation	\$ -	\$ -	\$ -	\$ -
92e Capital Outlay	\$ -	\$ -	\$ -	\$ -
92f Intergovernmental	\$ -	\$ -	\$ -	\$ -
92g Other -	\$ -	\$ -	\$ -	\$ -
92h Other -	\$ -	\$ -	\$ -	\$ -
92j Other -	\$ -	\$ -	\$ -	\$ -
92 Total	\$ -	\$ -	\$ -	\$ -
93				
93a Personal Services	\$ -	\$ -	\$ -	\$ -
93b Part Time Help	\$ -	\$ -	\$ -	\$ -
93c Travel	\$ -	\$ -	\$ -	\$ -
93d Maintenance and Operation	\$ -	\$ -	\$ -	\$ -
93e Capital Outlay	\$ -	\$ -	\$ -	\$ -
93f Intergovernmental	\$ -	\$ -	\$ -	\$ -
93g Other -	\$ -	\$ -	\$ -	\$ -
93h Other -	\$ -	\$ -	\$ -	\$ -
93 Total	\$ -	\$ -	\$ -	\$ -
94				
94a Personal Services	\$ -	\$ -	\$ -	\$ -
94b Part Time Help	\$ -	\$ -	\$ -	\$ -
94c Travel	\$ -	\$ -	\$ -	\$ -
94d Maintenance and Operation	\$ -	\$ -	\$ -	\$ -
94e Capital Outlay	\$ -	\$ -	\$ -	\$ -
94f Intergovernmental	\$ -	\$ -	\$ -	\$ -
94g Other -	\$ -	\$ -	\$ -	\$ -
94h Other -	\$ -	\$ -	\$ -	\$ -
94 Total	\$ -	\$ -	\$ -	\$ -
98 OTHER USE:				
98a Other Deductions	\$ -	\$ -	\$ -	\$ -
98 Total	\$ -	\$ -	\$ -	\$ -
TOTAL GENERAL FUND ACCOUNT	\$ 23,423.91	\$ 19,147.25	\$ 4,276.66	\$ 6,147,893.43
SUBJECT TO WARRANT ISSUE:				
99 Provision for Interest on Warrants	\$ -	\$ -	\$ -	\$ -
GRAND TOTAL GENERAL FUND	\$ 23,423.91	\$ 19,147.25	\$ 4,276.66	\$ 6,147,893.43

ESTIMATE OF NEEDS FOR THE FISCAL YEAR	
PURPOSE:	
Current Expense	
Pro rata share of County Assessor's Budget as determined by County Excise Board	
(This amount is included in the appropriated account "17 Revaluation of Real Property".)	
GRAND TOTAL - General Fund	

HIGHWAY FUND ACCOUNTS COVERING THE PERIOD JULY 1, 2016, to JUNE 30, 2017
ESTIMATE OF NEEDS FOR 2017-2018

EXHIBIT "D"

1

Schedule 1, Current Balance Sheet - June 30, 2017	
	Amount
ASSETS:	
Cash Balance June 30, 2017	\$ 1,678,849.65
Investments	\$ -
TOTAL ASSETS	\$ 1,678,849.65
LIABILITIES AND RESERVES:	
Warrants Outstanding	\$ 95,725.38
Reserve for Interest on Warrants	\$ -
Reserves From Schedule 8	\$ 113,717.72
TOTAL LIABILITIES AND RESERVES	\$ 209,443.10
CASH FUND BALANCE JUNE 30, 2017	\$ 1,469,406.55
TOTAL LIABILITIES, RESERVES AND CASH FUND BALANCE	\$ 1,678,849.65

Schedule 5, Expenditures Highway Fund Cash Accounts of Current and All Prior Years	
CURRENT AND ALL PRIOR YEARS	2016-2017
Cash Balance Reported to Excise Board 6-30-2016	\$ -
Cash Fund Balance Transferred Out	\$ -
Cash Fund Balance Transferred In	\$ 1,671,187.12
Adjusted Cash Balance	\$ 1,671,187.12
Miscellaneous Revenue (Schedule 4)	\$ 3,363,340.74
Cash Fund Balance Forward From Preceding Year	\$ 11,570.67
Prior Expenditures Recovered	\$ -
TOTAL RECEIPTS	\$ 3,374,911.41
TOTAL RECEIPTS AND BALANCE	\$ 5,046,098.53
Warrants of Year in Caption	\$ 3,367,248.88
Interest Paid Thereon	\$ -
TOTAL DISBURSEMENTS	\$ 3,367,248.88
CASH BALANCE JUNE 30, 2017	\$ 1,678,849.65
Reserve for Warrants Outstanding	\$ 95,725.38
Reserve for Interest on Warrants	\$ -
Reserves From Schedule 8	\$ 113,717.72
TOTAL LIABILITIES AND RESERVE	\$ 209,443.10
DEFICIT: (Red Figure)	\$ -
CASH BALANCE FORWARD TO SUCCEEDING YEAR	\$ 1,469,406.55

Schedule 6, General Fund Warrant Account of Current and All Prior Years	
CURRENT AND ALL PRIOR YEARS	TOTAL
Warrants Outstanding 6-30-2016 of Year in Caption	\$ 167,604.32
Warrants Registered During Year	\$ 3,566,159.44
TOTAL	\$ 3,733,763.76
Warrants Paid During Year	\$ 3,637,360.94
Warrants Converted to Bonds or Judgements	\$ -
Warrants Cancelled	\$ 677.44
Warrants Estopped by Statute	\$ -
TOTAL WARRANTS RETIRED	\$ 3,638,038.38
BALANCE WARRANTS OUTSTANDING JUNE 30, 2017	\$ 95,725.38

HIGHWAY FUND ACCOUNTS COVERING THE PERIOD JULY 1, 2016, to JUNE 30, 2017
ESTIMATE OF NEEDS FOR 2017-2018

Schedule 2, Revenue and Requirements - 2017-2018		
	Detail	Total
REVENUE:		
Cash Balance June 30, 2016	\$ 1,671,187.12	
Cash Fund Balance Transferred From Prior Years	\$ 11,570.67	
Miscellaneous Revenue Apportioned	\$ 3,363,340.74	
TOTAL REVENUE		\$ 5,046,098.53
REQUIREMENTS:		
Claims Paid by Warrants Issued & Transfer Fees Apportioned	\$ 3,462,974.26	
Reserves From Schedule 8	\$ 113,717.72	
Interest Paid on Warrants	\$ -	
Reserve for Interest on Warrants	\$ -	
TOTAL REQUIREMENTS		\$ 3,576,691.98
ADD: CASH FUND BALANCE AS PER BALANCE SHEET 6-30-2017		\$ 1,469,406.55
TOTAL REQUIREMENTS AND CASH FUND BALANCE		\$ 5,046,098.53

Schedule 5, (Continued)						
2015-2016	2014-2015	2013-2014	2012-2013	2011-2012	2010-2011	TOTAL
\$ 1,952,869.85	\$ -	\$ -	\$ -	\$ -	\$ -	\$ 1,952,869.85
\$ 1,671,187.12	\$ -	\$ -	\$ -	\$ -	\$ -	\$ 1,671,187.12
\$ -	\$ -	\$ -	\$ -	\$ -	\$ -	\$ 1,671,187.12
\$ 281,682.73	\$ -	\$ -	\$ -	\$ -	\$ -	\$ 1,952,869.85
\$ -	\$ -	\$ -	\$ -	\$ -	\$ -	\$ 3,363,340.74
\$ -	\$ -	\$ -	\$ -	\$ -	\$ -	\$ 11,570.67
\$ -	\$ -	\$ -	\$ -	\$ -	\$ -	\$ -
\$ 281,682.73	\$ -	\$ -	\$ -	\$ -	\$ -	\$ 3,374,911.41
\$ 270,112.06	\$ -	\$ -	\$ -	\$ -	\$ -	\$ 5,327,781.26
\$ -	\$ -	\$ -	\$ -	\$ -	\$ -	\$ 3,637,360.94
\$ 270,112.06	\$ -	\$ -	\$ -	\$ -	\$ -	\$ -
\$ 11,570.67	\$ -	\$ -	\$ -	\$ -	\$ -	\$ 3,637,360.94
\$ -	\$ -	\$ -	\$ -	\$ -	\$ -	\$ 1,690,420.32
\$ -	\$ -	\$ -	\$ -	\$ -	\$ -	\$ 95,725.38
\$ -	\$ -	\$ -	\$ -	\$ -	\$ -	\$ -
\$ -	\$ -	\$ -	\$ -	\$ -	\$ -	\$ 113,717.72
\$ -	\$ -	\$ -	\$ -	\$ -	\$ -	\$ 209,443.10
\$ -	\$ -	\$ -	\$ -	\$ -	\$ -	\$ -
\$ 11,570.67	\$ -	\$ -	\$ -	\$ -	\$ -	\$ 1,480,977.22

Schedule 6, (Continued)						
2016-2017	2015-2016	2014-2015	2013-2014	2012-2013	2011-2012	2010-2011
\$ -	\$ 167,604.32	\$ -	\$ -	\$ -	\$ -	\$ -
\$ 3,462,974.26	\$ 103,185.18	\$ -	\$ -	\$ -	\$ -	\$ -
\$ 3,462,974.26	\$ 270,789.50	\$ -	\$ -	\$ -	\$ -	\$ -
\$ 3,367,248.88	\$ 270,112.06	\$ -	\$ -	\$ -	\$ -	\$ -
\$ -	\$ -	\$ -	\$ -	\$ -	\$ -	\$ -
\$ -	\$ 677.44	\$ -	\$ -	\$ -	\$ -	\$ -
\$ -	\$ -	\$ -	\$ -	\$ -	\$ -	\$ -
\$ 3,367,248.88	\$ 270,789.50	\$ -	\$ -	\$ -	\$ -	\$ -
\$ 95,725.38	\$ -	\$ -	\$ -	\$ -	\$ -	\$ -

HIGHWAY FUND ACCOUNTS COVERING THE PERIOD JULY 1, 2016, to JUNE 30, 2017
ESTIMATE OF NEEDS FOR 2017-2018

EXHIBIT "D"

2a

Schedule 4, Miscellaneous Revenue		
SOURCE	2016-2017 ACCOUNT	
	AMOUNT ESTIMATED	ACTUALLY COLLECTED
1000 CHARGES FOR SERVICES		
1116 County Engineer Fees	\$ -	\$ -
1118 Other -	\$ -	\$ -
1119 Other -	\$ -	\$ -
1120 Other -	\$ -	\$ -
Total Charges For Services	\$ -	\$ -
INTERGOVERNMENTAL REVENUES:		
2000 INTERGOVERNMENTAL REVENUES - LOCAL SOURCES:		
2118 O.S.U. Extension Reimbursement	\$ -	\$ -
2121 Highway Budget Account Miscellaneous	\$ -	\$ -
2122 Local Participation (Project)	\$ -	\$ -
2123 Other -CED #8	\$ -	\$ -
2124 Other -	\$ -	\$ -
Total - Local Sources	\$ -	\$ -
3000 INTERGOVERNMENTAL REVENUES - STATE SOURCES:		
3120 County Sales Tax - OTC	\$ -	\$ -
3121 OTC- (0912) Gross Production Tax For Roads - Unrestricted	\$ -	\$ 264,761.40
3122 OTC- (1212) Diesel Fuel T68 Sec 500.7 4B For Roads - Unrestricted	\$ -	\$ 417,731.09
3123 OTC- (2012) Diesel Fuel T68 Sec 500.7 4D For Roads - Unrestricted	\$ -	\$ -
3124 OTC- (1612) Diesel Fuel - Restricted Road Maintenance - Primary	\$ -	\$ -
3125 OTC- (1112) Diesel Fuel T68 Sec 500.7 4C For Roads - Restricted	\$ -	\$ -
3126 OTC- (1012) Diesel Fuel T68 Sec 500.7 4A For Roads - Unrestricted	\$ -	\$ -
3127 OTC- (0312) Gas Excise T68 Sec 500.6 4D For Roads - Unrestricted	\$ -	\$ 1,132,360.02
3128 OTC- (1412) Gas Excise T68 Sec 500.6 4B For Roads - Unrestricted	\$ -	\$ -
3129 OTC- (2112) Gas Excise T68 Sec 500.6 4E For Roads - Unrestricted	\$ -	\$ -
3130 OTC- (1712) Gas Excise - Restricted Road Maintenance - Primary	\$ -	\$ -
3131 OTC- (0212) Gas Excise T68 Sec 500.6 4C For Roads - Restricted	\$ -	\$ -
3132 OTC- (0112) Gas Excise T68 Sec 500.6 4A For Roads - Unrestricted	\$ -	\$ -
3133 OTC- (0612) Special Fuel Use Tax 1/2¢ For Roads - Unrestricted	\$ -	\$ -
3134 OTC- (0712) Special Fuel .06¢ HB1061 For Roads -Unrestricted	\$ -	\$ -
3135 OTC- (0512) Special Fuel Tax 1¢ HB549 For Roads - Unrestricted	\$ -	\$ -
3136 OTC- (COR) Special Fuel 1/2¢ HB1450 For Roads - Unrestricted	\$ -	\$ -
3137 OTC- (1912) Special Fuel-Restricted Road Maintenance - Primary	\$ -	\$ -
3138 OTC- (0412) Special Fuel Use Tax .065¢ For Roads - Unrestricted	\$ -	\$ -
3139 OTC- (0812) Motor Vehicle Collections For Roads - Unrestricted	\$ -	\$ 623,484.12
3140 OTC- (1812) Motor Vehicle Collections / County Roads - Restricted	\$ -	\$ 272,877.38
3141 OTC- (1312) Motor Vehicle Collections / Roads CRIF - Unrestricted	\$ -	\$ 246,940.45
3142 OTC- () Other -	\$ -	\$ -
3143 OTC- () Other -	\$ -	\$ -
3143 OTC- () Other -	\$ -	\$ -
Sub-Total - OTC	\$ -	\$ 2,958,154.46
3219 State Grants	\$ -	\$ -
3221 Civil Defense Reimbursement	\$ -	\$ -
3222 Emergency Management Reimbursement	\$ -	\$ -
3224 Tick Et Total Miscellaneous Revenue	\$ -	\$ -
3226 State Participation (Project)	\$ -	\$ -
3227 Other -	\$ -	\$ -
3228 Other -	\$ -	\$ -
Total State Sources	\$ -	\$ 2,958,154.46

Continued on page 2b

Tuesday, September 12, 2017

HIGHWAY FUND ACCOUNTS COVERING THE PERIOD JULY 1, 2016, to JUNE 30, 2017
ESTIMATE OF NEEDS FOR 2017-2018

EXHIBIT "D"

2b

Schedule 4, Miscellaneous Revenue		
SOURCE	2016-2017 ACCOUNT	
	AMOUNT ESTIMATED	ACTUALLY COLLECTED
Continued from page 2a		
4000 INTERGOVERNMENTAL REVENUES - FEDERAL SOURCES:		
4112 Federal Grants	\$ -	\$ -
4113 J.T.P.A. Salary Reimbursement	\$ -	\$ -
4114 Federal Emergency Management Agency (FEMA)	\$ -	
4115 Federal Participation (Project)	\$ -	\$ -
4116 Other -	\$ -	\$ -
4117 Other -	\$ -	\$ -
Total Federal Sources	\$ -	\$ -
Grand Total Intergovernmental Revenues	\$ -	\$ 2,958,154.46
5000 MISCELLANEOUS REVENUE:		
5111 Interest on Investments	\$ -	\$ -
5112 Rental or Lease of County Property	\$ -	\$ -
5113 Sale of County Property	\$ -	\$ 9,456.90
5114 Royalty	\$ -	\$ -
5116 Insurance Recoveries	\$ -	\$ -
5117 Insurance Reimbursement	\$ -	
5126 Vending Machine Commissions	\$ -	\$ -
5127 Other Concessions	\$ -	\$ -
5129 Refunds and Reimbursements	\$ -	\$ 57,516.38
5130 Other -road crossing permits, utility permits, restitution	\$ -	\$ 129,500.00
5131 Other - ROAD USE AGREEMENT, ROAD DAMAGE PAYMENT	\$ -	\$ 208,713.00
Total Miscellaneous Revenue	\$ -	\$ 405,186.28
6000 NON-REVENUE RECEIPTS:		
6111 Contributions from Other Funds - ETR FUNDS	\$ -	\$ -
Grand Total Highway Fund	\$ -	\$ 3,363,340.74

Schedule 9, Highway Fund Investments						
INVESTED IN	Investments on Hand June 30, 2016	Since Purchased	LIQUIDATIONS		Barred by Court Order	Investments on Hand June 30, 2017
			By Collections of Cost	Amortized Premium		
	\$ -	\$ -	\$ -	\$ -	\$ -	\$ -
	\$ -	\$ -	\$ -	\$ -	\$ -	\$ -
	\$ -	\$ -	\$ -	\$ -	\$ -	\$ -
	\$ -	\$ -	\$ -	\$ -	\$ -	\$ -
	\$ -	\$ -	\$ -	\$ -	\$ -	\$ -
	\$ -	\$ -	\$ -	\$ -	\$ -	\$ -
	\$ -	\$ -	\$ -	\$ -	\$ -	\$ -
	\$ -	\$ -	\$ -	\$ -	\$ -	\$ -
	\$ -	\$ -	\$ -	\$ -	\$ -	\$ -
TOTAL INVESTMENTS	\$ -	\$ -	\$ -	\$ -	\$ -	\$ -

HIGHWAY FUND ACCOUNTS COVERING THE PERIOD JULY 1, 2016, to JUNE 30, 2017
ESTIMATE OF NEEDS FOR 2017-2018

2016-2017 ACCOUNT OVER (UNDER)	BASIS AND LIMIT OF ENSUING ESTIMATE	2017-2018 ACCOUNT		
		CHARGEABLE INCOME	ESTIMATED BY GOVERNING BOARD	APPROVED BY EXCISE BOARD
\$ -	90.00%	\$ -	\$ -	\$ -
\$ -	90.00%	\$ -	\$ -	\$ -
\$ -	90.00%	\$ -	\$ -	\$ -
\$ -	90.00%	\$ -	\$ -	\$ -
\$ -	90.00%	\$ -	\$ -	\$ -
\$ -	90.00%	\$ -	\$ -	\$ -
\$ -	90.00%	\$ -	\$ -	\$ -
\$ 2,958,154.46		\$ -	\$ -	\$ -
\$ -	90.00%	\$ -	\$ -	\$ -
\$ -	90.00%	\$ -	\$ -	\$ -
\$ 9,456.90	0.00%	\$ -	\$ -	\$ -
\$ -	90.00%	\$ -	\$ -	\$ -
\$ -	90.00%	\$ -	\$ -	\$ -
\$ -	90.00%	\$ -	\$ -	\$ -
\$ -	90.00%	\$ -	\$ -	\$ -
\$ -	90.00%	\$ -	\$ -	\$ -
\$ 57,516.38	0.00%	\$ -	\$ -	\$ -
\$ 129,500.00	0.00%	\$ -	\$ -	\$ -
\$ 208,713.00	0.00%	\$ -	\$ -	\$ -
\$ 405,186.28		\$ -	\$ -	\$ -
\$ -	90.00%	\$ -	\$ -	\$ -
\$ 3,363,340.74		\$ -	\$ -	\$ -

HIGHWAY FUND ACCOUNTS COVERING THE PERIOD JULY 1, 2016, to JUNE 30, 2017
ESTIMATE OF NEEDS FOR 2017-2018

EXHIBIT "D"

3a

Schedule 8(a), Report Of Prior Year's Expenditures				
DEPARTMENTS OF GOVERNMENT APPROPRIATED ACCOUNTS	FISCAL YEAR ENDING JUNE 30, 2016			ORIGINAL APPROPRIATIONS
	RESERVES 6-30-2016	WARRANTS SINCE ISSUED	BALANCE LAPSED APPROPRIATIONS	
87 GENERAL GOVERNMENT ACCOUNT:				
87a Personal Services	\$ -	\$ -	\$ -	\$ -
87b Part Time Help	\$ -	\$ -	\$ -	\$ -
87c Travel	\$ -	\$ -	\$ -	\$ -
87d Maintenance and Operation	\$ -	\$ -	\$ -	\$ -
87e Capital Outlay	\$ -	\$ -	\$ -	\$ -
87f Intergovernmental	\$ -	\$ -	\$ -	\$ -
87g Other -	\$ -	\$ -	\$ -	\$ -
87 Total	\$ -	\$ -	\$ -	\$ -
88 PURCHASING ACCOUNT:				
88a Personal Services	\$ -	\$ -	\$ -	\$ -
88b Part Time Help	\$ -	\$ -	\$ -	\$ -
88c Travel	\$ -	\$ -	\$ -	\$ -
88d Maintenance and Operation	\$ -	\$ -	\$ -	\$ -
88e Capital Outlay	\$ -	\$ -	\$ -	\$ -
88f Intergovernmental	\$ -	\$ -	\$ -	\$ -
88g Other -	\$ -	\$ -	\$ -	\$ -
88h Other -	\$ -	\$ -	\$ -	\$ -
88 Total	\$ -	\$ -	\$ -	\$ -
89 LOCAL PROJECTS HIGHWAY BUDGET ACCOUNT:				
89a Personal Services	\$ -	\$ -	\$ -	\$ -
89b Part Time Help	\$ -	\$ -	\$ -	\$ -
89c Travel	\$ -	\$ -	\$ -	\$ -
89d Maintenance and Operation	\$ -	\$ -	\$ -	\$ -
89e Capital Outlay	\$ -	\$ -	\$ -	\$ -
89f Intergovernmental	\$ -	\$ -	\$ -	\$ -
89g Other -	\$ -	\$ -	\$ -	\$ -
89h Other -	\$ -	\$ -	\$ -	\$ -
89 Total	\$ -	\$ -	\$ -	\$ -
90 FEMA HIGHWAY BUDGET ACCOUNT:				
90a Personal Services	\$ -	\$ -	\$ -	\$ -
90b Part Time Help	\$ -	\$ -	\$ -	\$ -
90c Travel	\$ -	\$ -	\$ -	\$ -
90d Maintenance and Operation	\$ -	\$ -	\$ -	\$ -
90e Capital Outlay	\$ -	\$ -	\$ -	\$ -
90f Intergovernmental	\$ -	\$ -	\$ -	\$ -
90g Other -	\$ -	\$ -	\$ -	\$ -
90 Total	\$ -	\$ -	\$ -	\$ -
91 OTHER HIGHWAY BUDGET ACCOUNT:				
91a Personal Services	\$ -	\$ -	\$ -	\$ -
91b Part Time Help	\$ -	\$ -	\$ -	\$ -
91c Travel	\$ -	\$ -	\$ -	\$ -
91d Maintenance and Operation	\$ -	\$ -	\$ -	\$ -
91e Capital Outlay	\$ -	\$ -	\$ -	\$ -
91f Intergovernmental	\$ -	\$ -	\$ -	\$ -
91g Other -	\$ -	\$ -	\$ -	\$ -
91h Other -	\$ -	\$ -	\$ -	\$ -
91 Total	\$ -	\$ -	\$ -	\$ -

HIGHWAY FUND ACCOUNTS COVERING THE PERIOD JULY 1, 2016, to JUNE 30, 2017
ESTIMATE OF NEEDS FOR 2017-2018

EXHIBIT "D"

3b

Schedule 8(b), Report Of Prior Year's Expenditures				
DEPARTMENTS OF GOVERNMENT APPROPRIATED ACCOUNTS	FISCAL YEAR ENDING JUNE 30, 2016			ORIGINAL
	RESERVES 6-30-2016	WARRANTS SINCE ISSUED	BALANCE LAPSED APPROPRIATIONS	APPROPRIATIONS
92 UNRESTRICTED HIGHWAY BUDGET ACCOUNT:				
92a Personal Services	\$ -	\$ -	\$ -	\$ 182,563.12
92b Part Time Help	\$ -	\$ -	\$ -	\$ -
92c Travel	\$ 630.00	\$ 630.00	\$ -	\$ 16,386.40
92d Maintenance and Operation	\$ 113,448.41	\$ 102,555.18	\$ 10,893.23	\$ 721,395.66
92e Capital Outlay	\$ -	\$ -	\$ -	\$ 12,720.64
92f Intergovernmental	\$ -	\$ -	\$ -	\$ 64,824.28
92g Machinery and Equipment Lease Rental	\$ -	\$ -	\$ -	\$ 57,776.47
92h Other -	\$ -	\$ -	\$ -	\$ 8.37
92j Other -	\$ -	\$ -	\$ -	\$ 252,220.29
92 Total	\$ 114,078.41	\$ 103,185.18	\$ 10,893.23	\$ 1,307,895.23
93 RESTRICTED HIGHWAY BUDGET ACCOUNT:				
93a Personal Services	\$ -	\$ -	\$ -	\$ -
93b Part Time Help	\$ -	\$ -	\$ -	\$ -
93c Travel	\$ -	\$ -	\$ -	\$ -
93d Maintenance and Operation	\$ -	\$ -	\$ -	\$ -
93e Capital Outlay	\$ -	\$ -	\$ -	\$ -
93f Intergovernmental	\$ -	\$ -	\$ -	\$ -
93g Other -	\$ -	\$ -	\$ -	\$ -
93h Other -	\$ -	\$ -	\$ -	\$ -
93 Total	\$ -	\$ -	\$ -	\$ -
94 PRIMARY ROADS HIGHWAY BUDGET ACCOUNT:				
94a Personal Services	\$ -	\$ -	\$ -	\$ -
94b Part Time Help	\$ -	\$ -	\$ -	\$ -
94c Travel	\$ -	\$ -	\$ -	\$ -
94d Maintenance and Operation	\$ -	\$ -	\$ -	\$ -
94e Capital Outlay	\$ -	\$ -	\$ -	\$ -
94f Intergovernmental	\$ -	\$ -	\$ -	\$ -
94g Other -	\$ -	\$ -	\$ -	\$ -
94h Other -	\$ -	\$ -	\$ -	\$ -
94 Total	\$ -	\$ -	\$ -	\$ -
98 OTHER USE:				
98a Other Deductions/TRANSFER TO CBRI	\$ -	\$ -	\$ -	\$ 300,000.00
98 Total	\$ -	\$ -	\$ -	\$ 300,000.00
TOTAL HIGHWAY FUND ACCOUNT	\$ 114,078.41	\$ 103,185.18	\$ 10,893.23	\$ 1,607,895.23
SUBJECT TO WARRANT ISSUE:				
99 Provision for Interest on Warrants	\$ -	\$ -	\$ -	\$ -
GRAND TOTAL HIGHWAY FUND	\$ 114,078.41	\$ 103,185.18	\$ 10,893.23	\$ 1,607,895.23

ESTIMATE OF NEEDS FOR THE FISCAL YEAR
PURPOSE:
Current Expense
Highway Funds are appropriated monthly. Funds cannot be encumbered until appropriations are made.
The "Governmental Budget Accounts" for Fiscal Year 2017-2018, are presented for financial forecasting purposes only!
GRAND TOTAL - CO-OP FUND

HIGHWAY FUND ACCOUNTS COVERING THE PERIOD JULY 1, 2016, to JUNE 30, 2017
ESTIMATE OF NEEDS FOR 2017-2018

FISCAL YEAR ENDING JUNE 30, 2017					Governmental Budget Accounts FISCAL YEAR 2017-2018		
SUPPLEMENTAL ADJUSTMENTS		NET AMOUNT OF APPROPRIATIONS	WARRANTS ISSUED	RESERVES	LAPSED BALANCE KNOWN TO BE UNENCUMBERED	NEEDS AS ESTIMATED BY GOVERNING BOARD	APPROVED BY COUNTY EXCISE BOARD
ADDED	CANCELED						
\$ 1,765,136.64	\$ -	\$ 1,947,699.76	\$ 1,721,887.02	\$ -	\$ 225,812.74	\$ 225,812.74	\$ 225,812.74
\$ -	\$ -	\$ -	\$ -	\$ -	\$ -	\$ -	\$ -
\$ 37,765.14	\$ -	\$ 54,151.54	\$ 27,440.10	\$ 591.97	\$ 26,119.47	\$ 26,119.47	\$ 26,119.47
\$ 1,041,584.12	\$ -	\$ 1,762,979.78	\$ 900,449.89	\$ 113,125.75	\$ 749,404.14	\$ 749,404.14	\$ 749,404.14
\$ 33,280.00	\$ -	\$ 46,000.64	\$ 25,000.00	\$ -	\$ 21,000.64	\$ 21,000.64	\$ 21,000.64
\$ 60,000.00	\$ -	\$ 124,824.28	\$ 48,667.06	\$ -	\$ 76,157.22	\$ 76,157.22	\$ 76,157.22
\$ 457,380.00	\$ -	\$ 515,156.47	\$ 456,546.11	\$ -	\$ 58,610.36	\$ 58,610.36	\$ 58,610.36
\$ -	\$ -	\$ 8.37	\$ -	\$ -	\$ 8.37	\$ 8.37	\$ 8.37
\$ -	\$ -	\$ 252,220.29	\$ 132,984.08	\$ -	\$ 119,236.21	\$ 119,236.21	\$ 119,236.21
\$ 3,395,145.90	\$ -	\$ 4,703,041.13	\$ 3,312,974.26	\$ 113,717.72	\$ 1,276,349.15	\$ 1,276,349.15	\$ 1,276,349.15
\$ -	\$ -	\$ -	\$ -	\$ -	\$ -	\$ -	\$ -
\$ -	\$ -	\$ -	\$ -	\$ -	\$ -	\$ -	\$ -
\$ -	\$ -	\$ -	\$ -	\$ -	\$ -	\$ -	\$ -
\$ -	\$ -	\$ -	\$ -	\$ -	\$ -	\$ -	\$ -
\$ -	\$ -	\$ -	\$ -	\$ -	\$ -	\$ -	\$ -
\$ -	\$ -	\$ -	\$ -	\$ -	\$ -	\$ -	\$ -
\$ -	\$ -	\$ -	\$ -	\$ -	\$ -	\$ -	\$ -
\$ -	\$ -	\$ -	\$ -	\$ -	\$ -	\$ -	\$ -
\$ -	\$ -	\$ -	\$ -	\$ -	\$ -	\$ -	\$ -
\$ -	\$ -	\$ -	\$ -	\$ -	\$ -	\$ -	\$ -
\$ -	\$ -	\$ -	\$ -	\$ -	\$ -	\$ -	\$ -
\$ -	\$ -	\$ -	\$ -	\$ -	\$ -	\$ -	\$ -
\$ -	\$ -	\$ -	\$ -	\$ -	\$ -	\$ -	\$ -
\$ -	\$ -	\$ -	\$ -	\$ -	\$ -	\$ -	\$ -
\$ -	\$ -	\$ -	\$ -	\$ -	\$ -	\$ -	\$ -
\$ -	\$ -	\$ -	\$ -	\$ -	\$ -	\$ -	\$ -
\$ -	\$ -	\$ -	\$ -	\$ -	\$ -	\$ -	\$ -
\$ -	\$ -	\$ 300,000.00	\$ 150,000.00	\$ -	\$ 150,000.00	\$ 150,000.00	\$ 150,000.00
\$ -	\$ -	\$ 300,000.00	\$ 150,000.00	\$ -	\$ 150,000.00	\$ 150,000.00	\$ 150,000.00
\$ 3,395,145.90	\$ -	\$ 5,003,041.13	\$ 3,462,974.26	\$ 113,717.72	\$ 1,426,349.15	\$ 1,426,349.15	\$ 1,426,349.15
\$ -	\$ -	\$ -	\$ -	\$ -	\$ -	\$ -	\$ -
\$ 3,395,145.90	\$ -	\$ 5,003,041.13	\$ 3,462,974.26	\$ 113,717.72	\$ 1,426,349.15	\$ 1,426,349.15	\$ 1,426,349.15

	Estimate of Needs by Governing Board	Approved by County Excise Board
	\$ 1,426,349.15	\$ 1,426,349.15
	\$ 1,426,349.15	\$ 1,426,349.15

SPECIAL REVENUE FUND ACCOUNTS COVERING THE PERIOD JULY 1, 2016, to JUNE 30, 2017
ESTIMATE OF NEEDS FOR 2017-2018

EXHIBIT "I"

Page 1

Special Revenue Fund Accounts:	Assessor Visual Fund	Clerk Lien Fee Fund	Treas Mtg Fee Fund
Schedule 1, Detail of Bond and Coupon Indebtedness as of June 30, 2017	2016-2017	2016-2017	2016-2017
CURRENT YEAR	Amount	Amount	Amount
ASSETS:			
Cash Balance June 30, 2017	\$ 6,640.49	\$ 59,560.26	\$ 19,394.68
Investments	\$ -	\$ -	\$ -
TOTAL ASSETS	\$ 6,640.49	\$ 59,560.26	\$ 19,394.68
LIABILITIES AND RESERVES:			
Warrants Outstanding	\$ -	\$ -	\$ -
Reserve for Interest on Warrants	\$ -	\$ -	\$ -
Reserves From Schedule 8	\$ -	\$ 17,671.82	\$ -
TOTAL LIABILITIES AND RESERVES	\$ -	\$ 17,671.82	\$ -
CASH FUND BALANCE JUNE 30, 2017	\$ 6,640.49	\$ 41,888.44	\$ 19,394.68
TOTAL LIABILITIES, RESERVES AND CASH FUND BALANCE	\$ 6,640.49	\$ 59,560.26	\$ 19,394.68

Schedule 5, Expenditures Special Revenue Fund Accounts of Current Year	2016-2017	2016-2017	2016-2017
CURRENT YEAR	Amount	Amount	Amount
Cash Balance Reported to Excise Board 6-30-2016	\$ 6,640.49	\$ 68,306.76	\$ 19,723.04
Cash Fund Balance Transferred Out	\$ -	\$ -	\$ -
Cash Fund Balance Transferred In	\$ -	\$ -	\$ -
Adjusted Cash Balance	\$ 6,640.49	\$ 68,306.76	\$ 19,723.04
Ad Valorem Tax Apportioned To Year In Caption	\$ -	\$ -	\$ -
Miscellaneous Revenue (Schedule 4)	\$ -	\$ 36,609.16	\$ 4,065.00
Cash Fund Balance Forward From Preceding Year	\$ -	\$ -	\$ -
Prior Expenditures Recovered	\$ -	\$ -	\$ -
TOTAL RECEIPTS	\$ -	\$ 36,609.16	\$ 4,065.00
TOTAL RECEIPTS AND BALANCE	\$ 6,640.49	\$ 104,915.92	\$ 23,788.04
Warrants of Year in Caption	\$ -	\$ 45,355.66	\$ 4,393.36
Interest Paid Thereon	\$ -	\$ -	\$ -
TOTAL DISBURSEMENTS	\$ -	\$ 45,355.66	\$ 4,393.36
CASH BALANCE JUNE 30, 2017	\$ 6,640.49	\$ 59,560.26	\$ 19,394.68
Reserve for Warrants Outstanding	\$ -	\$ -	\$ -
Reserve for Interest on Warrants	\$ -	\$ -	\$ -
Reserves From Schedule 8	\$ -	\$ 17,671.82	\$ -
TOTAL LIABILITIES AND RESERVE	\$ -	\$ 17,671.82	\$ -
DEFICIT: (Red Figure)	\$ -	\$ -	\$ -
CASH FUND BALANCE FORWARD TO SUCCEEDING YEAR	\$ 6,640.49	\$ 41,888.44	\$ 19,394.68

Schedule 6, Special Revenue Fund Warrant Accounts of Current Year	2016-2017	2016-2017	2016-2017
CURRENT YEAR	Amount	Amount	Amount
Warrants Outstanding 6-30-2016 of Year in Caption	\$ -	\$ 89.40	\$ -
Warrants Registered During Year	\$ -	\$ 45,266.26	\$ 4,393.36
TOTAL	\$ -	\$ 45,355.66	\$ 4,393.36
Warrants Paid During Year	\$ -	\$ 45,355.66	\$ 4,393.36
Warrants Converted to Bonds or Judgements	\$ -	\$ -	\$ -
Warrants Cancelled	\$ -	\$ -	\$ -
Warrants Estopped by Statute	\$ -	\$ -	\$ -
TOTAL WARRANTS RETIRED	\$ -	\$ 45,355.66	\$ 4,393.36
BALANCE WARRANTS OUTSTANDING JUNE 30, 2017	\$ -	\$ -	\$ -

SPECIAL REVENUE FUND ACCOUNTS COVERING THE PERIOD JULY 1, 2016, to JUNE 30, 2017
ESTIMATE OF NEEDS FOR 2017-2018

EXHIBIT "I"

Probate Court Fund	Free Fair Fund	Sheriff Explorer Fund	Sheriff's Fee Fund	Sheriff Special Fund	Sheriff Training Fund	Total
2016-2017	2016-2017	2016-2017	2016-2017	2016-2017	2016-2017	
Amount	Amount	Amount	Amount	Amount	Amount	
\$ 17,626.25	\$ 110,924.03	\$ 526.63	\$ 253,720.00	\$ 685.85	\$ 39.29	\$ 469,117.48
\$ -	\$ -	\$ -	\$ -	\$ -	\$ -	\$ -
\$ 17,626.25	\$ 110,924.03	\$ 526.63	\$ 253,720.00	\$ 685.85	\$ 39.29	\$ 469,117.48
\$ -	\$ 1,533.30	\$ -	\$ 6,379.00	\$ -	\$ -	\$ 7,912.30
\$ -	\$ -	\$ -	\$ -	\$ -	\$ -	\$ -
\$ -	\$ 16,018.46	\$ 132.95	\$ 2,019.70	\$ -	\$ -	\$ 35,842.93
\$ -	\$ 17,551.76	\$ 132.95	\$ 8,398.70	\$ -	\$ -	\$ 43,755.23
\$ 17,626.25	\$ 93,372.27	\$ 393.68	\$ 245,321.30	\$ 685.85	\$ 39.29	\$ 425,362.25
\$ 17,626.25	\$ 110,924.03	\$ 526.63	\$ 253,720.00	\$ 685.85	\$ 39.29	\$ 469,117.48

2016-2017	2016-2017	2016-2017	2016-2017	2016-2017	2016-2017	TOTAL
Amount	Amount	Amount	Amount	Amount	Amount	
\$ 17,515.83	\$ 57,417.21	\$ 1,168.63	\$ 166,379.62	\$ 150.85	\$ 39.29	\$ 337,341.72
\$ -	\$ -	\$ -	\$ -	\$ -	\$ -	\$ -
\$ -	\$ -	\$ -	\$ -	\$ -	\$ -	\$ -
\$ 17,515.83	\$ 57,417.21	\$ 1,168.63	\$ 166,379.62	\$ 150.85	\$ 39.29	\$ 337,341.72
\$ -	\$ -	\$ -	\$ -	\$ -	\$ -	\$ -
\$ 110.42	\$ 122,852.50	\$ -	\$ 124,200.25	\$ 600.00	\$ -	\$ 288,437.33
\$ -	\$ -	\$ -	\$ -	\$ -	\$ -	\$ -
\$ -	\$ -	\$ -	\$ -	\$ -	\$ -	\$ -
\$ 110.42	\$ 122,852.50	\$ -	\$ 124,200.25	\$ 600.00	\$ -	\$ 288,437.33
\$ 17,626.25	\$ 180,269.71	\$ 1,168.63	\$ 290,579.87	\$ 750.85	\$ 39.29	\$ 625,779.05
\$ -	\$ 69,345.68	\$ 642.00	\$ 36,859.87	\$ 65.00	\$ -	\$ 156,661.57
\$ -	\$ -	\$ -	\$ -	\$ -	\$ -	\$ -
\$ -	\$ 69,345.68	\$ 642.00	\$ 36,859.87	\$ 65.00	\$ -	\$ 156,661.57
\$ 17,626.25	\$ 110,924.03	\$ 526.63	\$ 253,720.00	\$ 685.85	\$ 39.29	\$ 469,117.48
\$ -	\$ 1,533.30	\$ -	\$ 6,379.00	\$ -	\$ -	\$ 7,912.30
\$ -	\$ -	\$ -	\$ -	\$ -	\$ -	\$ -
\$ -	\$ 16,018.46	\$ 132.95	\$ 2,019.70	\$ -	\$ -	\$ 35,842.93
\$ -	\$ 17,551.76	\$ 132.95	\$ 8,398.70	\$ -	\$ -	\$ 43,755.23
\$ -	\$ -	\$ -	\$ -	\$ -	\$ -	\$ -
\$ 17,626.25	\$ 93,372.27	\$ 393.68	\$ 245,321.30	\$ 685.85	\$ 39.29	\$ 425,362.25

2016-2017	2016-2017	2016-2017	2016-2017	2016-2017	2016-2017	TOTAL
Amount	Amount	Amount	Amount	Amount	Amount	
\$ -	\$ 27,785.54	\$ -	\$ 971.77	\$ -	\$ -	\$ 28,846.71
\$ -	\$ 43,138.44	\$ 642.00	\$ 42,267.10	\$ 65.00	\$ -	\$ 135,772.16
\$ -	\$ 70,923.98	\$ 642.00	\$ 43,238.87	\$ 65.00	\$ -	\$ 164,618.87
\$ -	\$ 69,345.68	\$ 642.00	\$ 36,859.87	\$ 65.00	\$ -	\$ 156,661.57
\$ -	\$ -	\$ -	\$ -	\$ -	\$ -	\$ -
\$ -	\$ 45.00	\$ -	\$ -	\$ -	\$ -	\$ 45.00
\$ -	\$ -	\$ -	\$ -	\$ -	\$ -	\$ -
\$ -	\$ 69,390.68	\$ 642.00	\$ 36,859.87	\$ 65.00	\$ -	\$ 156,706.57
\$ -	\$ 1,533.30	\$ -	\$ 6,379.00	\$ -	\$ -	\$ 7,912.30

SPECIAL REVENUE FUND ACCOUNTS COVERING THE PERIOD JULY 1, 2016, to JUNE 30, 2017
ESTIMATE OF NEEDS FOR 2017-2018

EXHIBIT "I"

Page 1

Special Revenue Fund Accounts:	Sheriff Prisoners Fund	Assessor Revolving Fund	Sales Tax Fund
Schedule 1, Detail of Bond and Coupon Indebtedness as of June 30, 2017	2016-2017	2016-2017	2016-2017
CURRENT YEAR	Amount	Amount	Amount
ASSETS:			
Cash Balance June 30, 2017	\$ 114,879.58	\$ 24,908.76	\$ 4,723,943.45
Investments	\$ -	\$ -	\$ -
TOTAL ASSETS	\$ 114,879.58	\$ 24,908.76	\$ 4,723,943.45
LIABILITIES AND RESERVES:			
Warrants Outstanding	\$ 623.92	\$ -	\$ 73,966.90
Reserve for Interest on Warrants	\$ -	\$ -	\$ -
Reserves From Schedule 8	\$ 1,933.80	\$ -	\$ 58,696.81
TOTAL LIABILITIES AND RESERVES	\$ 2,557.72	\$ -	\$ 132,663.71
CASH FUND BALANCE JUNE 30, 2017	\$ 112,321.86	\$ 24,908.76	\$ 4,591,279.74
TOTAL LIABILITIES, RESERVES AND CASH FUND BALANCE	\$ 114,879.58	\$ 24,908.76	\$ 4,723,943.45

Schedule 5, Expenditures Special Revenue Fund Accounts of Current Year	2016-2017	2016-2017	2016-2017
CURRENT YEAR	Amount	Amount	Amount
Cash Balance Reported to Excise Board 6-30-2016	\$ 78,312.77	\$ 23,363.07	\$ 4,174,144.23
Cash Fund Balance Transferred Out	\$ -	\$ -	\$ -
Cash Fund Balance Transferred In	\$ -	\$ -	\$ -
Adjusted Cash Balance	\$ 78,312.77	\$ 23,363.07	\$ 4,174,144.23
Ad Valorem Tax Apportioned To Year In Caption	\$ -	\$ -	\$ -
Miscellaneous Revenue (Schedule 4)	\$ 138,639.45	\$ 6,801.65	\$ 3,957,862.90
Cash Fund Balance Forward From Preceding Year	\$ -	\$ -	\$ -
Prior Expenditures Recovered	\$ -	\$ -	\$ -
TOTAL RECEIPTS	\$ 138,639.45	\$ 6,801.65	\$ 3,957,862.90
TOTAL RECEIPTS AND BALANCE	\$ 216,952.22	\$ 30,164.72	\$ 8,132,007.13
Warrants of Year in Caption	\$ 102,072.64	\$ 5,255.96	\$ 3,408,063.68
Interest Paid Thereon	\$ -	\$ -	\$ -
TOTAL DISBURSEMENTS	\$ 102,072.64	\$ 5,255.96	\$ 3,408,063.68
CASH BALANCE JUNE 30, 2017	\$ 114,879.58	\$ 24,908.76	\$ 4,723,943.45
Reserve for Warrants Outstanding	\$ 623.92	\$ -	\$ 73,966.90
Reserve for Interest on Warrants	\$ -	\$ -	\$ -
Reserves From Schedule 8	\$ 1,933.80	\$ -	\$ 58,696.81
TOTAL LIABILITIES AND RESERVE	\$ 2,557.72	\$ -	\$ 132,663.71
DEFICIT: (Red Figure)	\$ -	\$ -	\$ -
CASH FUND BALANCE FORWARD TO SUCCEEDING YEAR	\$ 112,321.86	\$ 24,908.76	\$ 4,591,279.74

Schedule 6, Special Revenue Fund Warrant Accounts of Current Year	2016-2017	2016-2017	2016-2017
CURRENT YEAR	Amount	Amount	Amount
Warrants Outstanding 6-30-2016 of Year in Caption	\$ 9,281.72	\$ 762.00	\$ 54,698.16
Warrants Registered During Year	\$ 93,414.84	\$ 4,493.96	\$ 3,428,732.30
TOTAL	\$ 102,696.56	\$ 5,255.96	\$ 3,483,430.46
Warrants Paid During Year	\$ 102,072.64	\$ 5,255.96	\$ 3,408,063.68
Warrants Covered to Bonds or Judgements	\$ -	\$ -	\$ -
Warrants Cancelled	\$ -	\$ -	\$ 1,399.88
Warrants Estopped by Statute	\$ -	\$ -	\$ -
TOTAL WARRANTS RETIRED	\$ 102,072.64	\$ 5,255.96	\$ 3,409,463.56
BALANCE WARRANTS OUTSTANDING JUNE 30, 2017	\$ 623.92	\$ -	\$ 73,966.90

Interest Earnings 2016-2017

Tuesday, September 12, 2017

SPECIAL REVENUE FUND ACCOUNTS COVERING THE PERIOD JULY 1, 2016, to JUNE 30, 2017
ESTIMATE OF NEEDS FOR 2017-2018

EXHIBIT "I"

Ft Supply Lake Fund	Co Clerk Preservation Fund	Resale Property Fund	Law Library Fund	NW Okla Cattle Fund	Total	
2016-2017	2016-2017	2016-2017	2016-2017	2016-2017	2016-2017	
Amount	Amount	Amount	Amount	Amount	Amount	
\$ 11,434.95	\$ 46,576.15	\$ -	\$ 353,629.84	\$ 4,796.82	\$ 1,020.00	\$ 5,281,189.55
\$ -	\$ -	\$ -	\$ -	\$ -	\$ -	\$ -
\$ 11,434.95	\$ 46,576.15	\$ -	\$ 353,629.84	\$ 4,796.82	\$ 1,020.00	\$ 5,281,189.55
\$ 597.00	\$ 2,328.02	\$ -	\$ 430.60	\$ -	\$ -	\$ 77,946.44
\$ -	\$ -	\$ -	\$ -	\$ -	\$ -	\$ -
\$ 794.72	\$ -	\$ -	\$ -	\$ -	\$ -	\$ 61,425.33
\$ 1,391.72	\$ 2,328.02	\$ -	\$ 430.60	\$ -	\$ -	\$ 139,371.77
\$ -	\$ -	\$ -	\$ -	\$ -	\$ -	\$ -
\$ 10,043.23	\$ 44,248.13	\$ -	\$ 353,199.24	\$ 4,796.82	\$ 1,020.00	\$ 5,141,817.78
\$ 11,434.95	\$ 46,576.15	\$ -	\$ 353,629.84	\$ 4,796.82	\$ 1,020.00	\$ 5,281,189.55

2016-2017	2016-2017	2016-2017	2016-2017	2016-2017	2016-2017	TOTAL
Amount	Amount	Amount	Amount	Amount	Amount	Amount
\$ 14,145.54	\$ 50,223.75	\$ -	\$ 299,182.11	\$ 5,188.40	\$ 1,020.00	\$ 4,645,579.87
\$ -	\$ -	\$ -	\$ -	\$ -	\$ -	\$ -
\$ -	\$ -	\$ -	\$ 8,985.32	\$ -	\$ -	\$ 8,985.32
\$ 14,145.54	\$ 50,223.75	\$ -	\$ 308,167.43	\$ 5,188.40	\$ 1,020.00	\$ 4,654,565.19
\$ -	\$ -	\$ -	\$ -	\$ -	\$ -	\$ -
\$ 12,875.38	\$ 44,425.00	\$ -	\$ 80,221.71	\$ 24,569.47	\$ -	\$ 4,265,395.56
\$ -	\$ -	\$ -	\$ -	\$ -	\$ -	\$ -
\$ -	\$ -	\$ -	\$ -	\$ -	\$ -	\$ -
\$ 12,875.38	\$ 44,425.00	\$ -	\$ 80,221.71	\$ 24,569.47	\$ -	\$ 4,265,395.56
\$ 27,020.92	\$ 94,648.75	\$ -	\$ 388,389.14	\$ 29,757.87	\$ 1,020.00	\$ 8,919,960.75
\$ 15,585.97	\$ 48,072.60	\$ -	\$ 34,759.30	\$ 24,961.05	\$ -	\$ 3,638,771.20
\$ -	\$ -	\$ -	\$ -	\$ -	\$ -	\$ -
\$ 15,585.97	\$ 48,072.60	\$ -	\$ 34,759.30	\$ 24,961.05	\$ -	\$ 3,638,771.20
\$ 11,434.95	\$ 46,576.15	\$ -	\$ 353,629.84	\$ 4,796.82	\$ 1,020.00	\$ 5,281,189.55
\$ 597.00	\$ 2,328.02	\$ -	\$ 430.60	\$ -	\$ -	\$ 77,946.44
\$ -	\$ -	\$ -	\$ -	\$ -	\$ -	\$ -
\$ 794.72	\$ -	\$ -	\$ -	\$ -	\$ -	\$ 61,425.33
\$ 1,391.72	\$ 2,328.02	\$ -	\$ 430.60	\$ -	\$ -	\$ 139,371.77
\$ -	\$ -	\$ -	\$ -	\$ -	\$ -	\$ -
\$ 10,043.23	\$ 44,248.13	\$ -	\$ 353,199.24	\$ 4,796.82	\$ 1,020.00	\$ 5,141,817.78

2016-2017	2016-2017	2016-2017	2016-2017	2016-2017	2016-2017	TOTAL
Amount	Amount	Amount	Amount	Amount	Amount	Amount
\$ 1,329.52	\$ 5,920.46	\$ -	\$ 511.34	\$ -	\$ -	\$ 72,503.20
\$ 14,853.45	\$ 44,480.16	\$ -	\$ 34,678.56	\$ 24,961.05	\$ -	\$ 3,645,614.32
\$ 16,182.97	\$ 50,400.62	\$ -	\$ 35,189.90	\$ 24,961.05	\$ -	\$ 3,718,117.52
\$ 15,585.97	\$ 48,072.60	\$ -	\$ 34,759.30	\$ 24,961.05	\$ -	\$ 3,638,771.20
\$ -	\$ -	\$ -	\$ -	\$ -	\$ -	\$ -
\$ -	\$ -	\$ -	\$ -	\$ -	\$ -	\$ 1,399.88
\$ -	\$ -	\$ -	\$ -	\$ -	\$ -	\$ -
\$ 15,585.97	\$ 48,072.60	\$ -	\$ 34,759.30	\$ 24,961.05	\$ -	\$ 3,640,171.08
\$ 597.00	\$ 2,328.02	\$ -	\$ 430.60	\$ -	\$ -	\$ 77,946.44

Interest Earnings 2016-2017

Tuesday, September 12, 2017

SPECIAL REVENUE FUND ACCOUNTS COVERING THE PERIOD JULY 1, 2016, to JUNE 30, 2017
ESTIMATE OF NEEDS FOR 2017-2018

EXHIBIT "I"

Page 1

Special Revenue Fund Accounts:	Fund	Jail Commissary Fund	Restitution Fund
Schedule 1, Detail of Bond and Coupon Indebtedness as of June 30, 2017	2016-2017	2016-2017	2016-2017
CURRENT YEAR	Amount	Amount	Amount
ASSETS:			
Cash Balance June 30, 2017	\$ -	\$ 22,262.65	\$ -
Investments	\$ -	\$ -	\$ -
TOTAL ASSETS	\$ -	\$ 22,262.65	\$ -
LIABILITIES AND RESERVES:			
Warrants Outstanding	\$ -	\$ 840.00	\$ -
Reserve for Interest on Warrants	\$ -	\$ -	\$ -
Reserves From Schedule 8	\$ -	\$ -	\$ -
TOTAL LIABILITIES AND RESERVES	\$ -	\$ 840.00	\$ -
CASH FUND BALANCE JUNE 30, 2017	\$ -	\$ 21,422.65	\$ -
TOTAL LIABILITIES, RESERVES AND CASH FUND BALANCE	\$ -	\$ 22,262.65	\$ -

Schedule 5, Expenditures Special Revenue Fund Accounts of Current Year	2016-2017	2016-2017	2016-2017
CURRENT YEAR	Amount	Amount	Amount
Cash Balance Reported to Excise Board 6-30-2016	\$ -	\$ 40,038.80	\$ -
Cash Fund Balance Transferred Out	\$ -	\$ -	\$ -
Cash Fund Balance Transferred In	\$ -	\$ -	\$ -
Adjusted Cash Balance	\$ -	\$ 40,038.80	\$ -
Ad Valorem Tax Apportioned To Year In Caption	\$ -	\$ -	\$ -
Miscellaneous Revenue (Schedule 4)	\$ -	\$ 62,101.62	\$ -
Cash Fund Balance Forward From Preceding Year	\$ -	\$ -	\$ -
Prior Expenditures Recovered	\$ -	\$ -	\$ -
TOTAL RECEIPTS	\$ -	\$ 62,101.62	\$ -
TOTAL RECEIPTS AND BALANCE	\$ -	\$ 102,140.42	\$ -
Warrants of Year in Caption	\$ -	\$ 79,877.77	\$ -
Interest Paid Thereon	\$ -	\$ -	\$ -
TOTAL DISBURSEMENTS	\$ -	\$ 79,877.77	\$ -
CASH BALANCE JUNE 30, 2017	\$ -	\$ 22,262.65	\$ -
Reserve for Warrants Outstanding	\$ -	\$ 840.00	\$ -
Reserve for Interest on Warrants	\$ -	\$ -	\$ -
Reserves From Schedule 8	\$ -	\$ -	\$ -
TOTAL LIABILITIES AND RESERVE	\$ -	\$ 840.00	\$ -
DEFICIT: (Red Figure)	\$ -	\$ -	\$ -
CASH FUND BALANCE FORWARD TO SUCCEEDING YEAR	\$ -	\$ 21,422.65	\$ -

Schedule 6, Special Revenue Fund Warrant Accounts of Current Year	2016-2017	2016-2017	2016-2017
CURRENT YEAR	Amount	Amount	Amount
Warrants Outstanding 6-30-2016 of Year in Caption	\$ -	\$ 420.00	\$ -
Warrants Registered During Year	\$ -	\$ 80,297.77	\$ -
TOTAL	\$ -	\$ 80,717.77	\$ -
Warrants Paid During Year	\$ -	\$ 79,877.77	\$ -
Warrants Covered to Bonds or Judgements	\$ -	\$ -	\$ -
Warrants Cancelled	\$ -	\$ -	\$ -
Warrants Estopped by Statute	\$ -	\$ -	\$ -
TOTAL WARRANTS RETIRED	\$ -	\$ 79,877.77	\$ -
BALANCE WARRANTS OUTSTANDING JUNE 30, 2017	\$ -	\$ 840.00	\$ -

SPECIAL REVENUE FUND ACCOUNTS COVERING THE PERIOD JULY 1, 2016, to JUNE 30, 2017
ESTIMATE OF NEEDS FOR 2017-2018

EXHIBIT "I"

DA Incarceration Fund	NW Ok Juv Det Fund	Fund	Ct Clerk Revolving Fund	Fund	Sarah Title III Fund	Total
2016-2017	2016-2017	2016-2017	2016-2017	2016-2017	2016-2017	
Amount	Amount	Amount	Amount	Amount	Amount	
\$ 18,309.60	\$ 27,181.56	\$ -	\$ -	\$ -	\$ 4,937.82	\$ 72,691.63
\$ -	\$ -	\$ -	\$ -	\$ -	\$ -	\$ -
\$ 18,309.60	\$ 27,181.56	\$ -	\$ -	\$ -	\$ 4,937.82	\$ 72,691.63
\$ -	\$ -	\$ -	\$ -	\$ -	\$ -	\$ 840.00
\$ -	\$ -	\$ -	\$ -	\$ -	\$ -	\$ -
\$ -	\$ -	\$ -	\$ -	\$ -	\$ -	\$ -
\$ -	\$ -	\$ -	\$ -	\$ -	\$ -	\$ 840.00
\$ 18,309.60	\$ 27,181.56	\$ -	\$ -	\$ -	\$ 4,937.82	\$ 71,851.63
\$ 18,309.60	\$ 27,181.56	\$ -	\$ -	\$ -	\$ 4,937.82	\$ 72,691.63

2016-2017	2016-2017	2016-2017	2016-2017	2016-2017	2016-2017	TOTAL
Amount	Amount	Amount	Amount	Amount	Amount	
\$ 9,094.19	\$ 27,140.81	\$ -	\$ -	\$ -	\$ 4,937.82	\$ 81,211.62
\$ -	\$ -	\$ -	\$ -	\$ -	\$ -	\$ -
\$ -	\$ -	\$ -	\$ -	\$ -	\$ -	\$ -
\$ 9,094.19	\$ 27,140.81	\$ -	\$ -	\$ -	\$ 4,937.82	\$ 81,211.62
\$ -	\$ -	\$ -	\$ -	\$ -	\$ -	\$ -
\$ 9,215.41	\$ 40.75	\$ -	\$ -	\$ -	\$ -	\$ 71,357.78
\$ -	\$ -	\$ -	\$ -	\$ -	\$ -	\$ -
\$ -	\$ -	\$ -	\$ -	\$ -	\$ -	\$ -
\$ 9,215.41	\$ 40.75	\$ -	\$ -	\$ -	\$ -	\$ 71,357.78
\$ 18,309.60	\$ 27,181.56	\$ -	\$ -	\$ -	\$ 4,937.82	\$ 152,569.40
\$ -	\$ -	\$ -	\$ -	\$ -	\$ -	\$ 79,877.77
\$ -	\$ -	\$ -	\$ -	\$ -	\$ -	\$ -
\$ -	\$ -	\$ -	\$ -	\$ -	\$ -	\$ 79,877.77
\$ -	\$ -	\$ -	\$ -	\$ -	\$ -	\$ -
\$ 18,309.60	\$ 27,181.56	\$ -	\$ -	\$ -	\$ 4,937.82	\$ 72,691.63
\$ -	\$ -	\$ -	\$ -	\$ -	\$ -	\$ 840.00
\$ -	\$ -	\$ -	\$ -	\$ -	\$ -	\$ -
\$ -	\$ -	\$ -	\$ -	\$ -	\$ -	\$ -
\$ -	\$ -	\$ -	\$ -	\$ -	\$ -	\$ 840.00
\$ -	\$ -	\$ -	\$ -	\$ -	\$ -	\$ -
\$ -	\$ -	\$ -	\$ -	\$ -	\$ -	\$ -
\$ 18,309.60	\$ 27,181.56	\$ -	\$ -	\$ -	\$ 4,937.82	\$ 71,851.63

2016-2017	2016-2017	2016-2017	2016-2017	2016-2017	2016-2017	TOTAL
Amount	Amount	Amount	Amount	Amount	Amount	
\$ -	\$ -	\$ -	\$ -	\$ -	\$ -	\$ 420.00
\$ -	\$ -	\$ -	\$ -	\$ -	\$ -	\$ 80,297.77
\$ -	\$ -	\$ -	\$ -	\$ -	\$ -	\$ 80,717.77
\$ -	\$ -	\$ -	\$ -	\$ -	\$ -	\$ 79,877.77
\$ -	\$ -	\$ -	\$ -	\$ -	\$ -	\$ -
\$ -	\$ -	\$ -	\$ -	\$ -	\$ -	\$ -
\$ -	\$ -	\$ -	\$ -	\$ -	\$ -	\$ -
\$ -	\$ -	\$ -	\$ -	\$ -	\$ -	\$ 79,877.77
\$ -	\$ -	\$ -	\$ -	\$ -	\$ -	\$ 840.00

SPECIAL REVENUE FUND ACCOUNTS COVERING THE PERIOD JULY 1, 2016, to JUNE 30, 2017
ESTIMATE OF NEEDS FOR 2017-2018

EXHIBIT "I"

Page 1

Special Revenue Fund Accounts:	UT Phone 911 Fund	Fund	Sheriff Grant B-11 Fund
Schedule 1, Detail of Bond and Coupon Indebtedness as of June 30, 2017	2016-2017	2016-2017	2016-2017
CURRENT YEAR	Amount	Amount	Amount
ASSETS:			
Cash Balance June 30, 2017	\$ 118,641.23	\$ -	\$ 5,916.00
Investments	\$ -	\$ -	\$ -
TOTAL ASSETS	\$ 118,641.23	\$ -	\$ 5,916.00
LIABILITIES AND RESERVES:			
Warrants Outstanding	\$ -	\$ -	\$ -
Reserve for Interest on Warrants	\$ -	\$ -	\$ -
Reserves From Schedule 8	\$ -	\$ -	\$ 2,218.28
TOTAL LIABILITIES AND RESERVES	\$ -	\$ -	\$ 2,218.28
CASH FUND BALANCE JUNE 30, 2017	\$ 118,641.23	\$ -	\$ 3,697.72
TOTAL LIABILITIES, RESERVES AND CASH FUND BALANCE	\$ 118,641.23	\$ -	\$ 5,916.00

Schedule 5, Expenditures Special Revenue Fund Accounts of Current Year	2016-2017	2016-2017	2016-2017
CURRENT YEAR	Amount	Amount	Amount
Cash Balance Reported to Excise Board 6-30-2016	\$ 107,476.62	\$ -	\$ 10,000.00
Cash Fund Balance Transferred Out	\$ -	\$ -	\$ -
Cash Fund Balance Transferred In	\$ -	\$ -	\$ -
Adjusted Cash Balance	\$ 107,476.62	\$ -	\$ 10,000.00
Ad Valorem Tax Apportioned To Year In Caption	\$ -	\$ -	\$ -
Miscellaneous Revenue (Schedule 4)	\$ 240,491.20	\$ -	\$ 10,000.00
Cash Fund Balance Forward From Preceding Year	\$ -	\$ -	\$ -
Prior Expenditures Recovered	\$ -	\$ -	\$ -
TOTAL RECEIPTS	\$ 240,491.20	\$ -	\$ 10,000.00
TOTAL RECEIPTS AND BALANCE	\$ 347,967.82	\$ -	\$ 20,000.00
Warrants of Year in Caption	\$ 229,326.59	\$ -	\$ 14,084.00
Interest Paid Thereon	\$ -	\$ -	\$ -
TOTAL DISBURSEMENTS	\$ 229,326.59	\$ -	\$ 14,084.00
CASH BALANCE JUNE 30, 2017	\$ 118,641.23	\$ -	\$ 5,916.00
Reserve for Warrants Outstanding	\$ -	\$ -	\$ -
Reserve for Interest on Warrants	\$ -	\$ -	\$ -
Reserves From Schedule 8	\$ -	\$ -	\$ 2,218.28
TOTAL LIABILITIES AND RESERVE	\$ -	\$ -	\$ 2,218.28
DEFICIT: (Red Figure)	\$ -	\$ -	\$ -
CASH FUND BALANCE FORWARD TO SUCCEEDING YEAR	\$ 118,641.23	\$ -	\$ 3,697.72

Schedule 6, Special Revenue Fund Warrant Accounts of Current Year	2016-2017	2016-2017	2016-2017
CURRENT YEAR	Amount	Amount	Amount
Warrants Outstanding 6-30-2016 of Year in Caption	\$ 16,718.08	\$ -	\$ -
Warrants Registered During Year	\$ 212,608.51	\$ -	\$ 14,084.00
TOTAL	\$ 229,326.59	\$ -	\$ 14,084.00
Warrants Paid During Year	\$ 229,326.59	\$ -	\$ 14,084.00
Warrants Covered to Bonds or Judgements	\$ -	\$ -	\$ -
Warrants Cancelled	\$ -	\$ -	\$ -
Warrants Estopped by Statute	\$ -	\$ -	\$ -
TOTAL WARRANTS RETIRED	\$ 229,326.59	\$ -	\$ 14,084.00
BALANCE WARRANTS OUTSTANDING JUNE 30, 2017	\$ -	\$ -	\$ -

SPECIAL REVENUE FUND ACCOUNTS COVERING THE PERIOD JULY 1, 2016, to JUNE 30, 2017
ESTIMATE OF NEEDS FOR 2017-2018

EXHIBIT "I"

1

Wireless Cell Fund	Adult Drug Ct Fund	Treasurer's Excess Fund	CBRI Highway Fund	Fund	Total	
2016-2017	2016-2017	2016-2017	2016-2017	2016-2017	2016-2017	
Amount	Amount	Amount	Amount	Amount	Amount	
\$ 312,286.86	\$ 75,773.45	\$ -	\$ -	\$ 744,782.16	\$ -	\$ 1,257,399.70
\$ -	\$ -	\$ -	\$ -	\$ -	\$ -	\$ -
\$ 312,286.86	\$ 75,773.45	\$ -	\$ -	\$ 744,782.16	\$ -	\$ 1,257,399.70
\$ -	\$ 2,403.97	\$ -	\$ -	\$ -	\$ -	\$ 2,403.97
\$ -	\$ -	\$ -	\$ -	\$ -	\$ -	\$ -
\$ -	\$ -	\$ -	\$ -	\$ 8,740.00	\$ -	\$ 10,958.28
\$ -	\$ 2,403.97	\$ -	\$ -	\$ 8,740.00	\$ -	\$ 13,362.25
\$ 312,286.86	\$ 73,369.48	\$ -	\$ -	\$ 736,042.16	\$ -	\$ 1,244,037.45
\$ 312,286.86	\$ 75,773.45	\$ -	\$ -	\$ 744,782.16	\$ -	\$ 1,257,399.70

2016-2017	2016-2017	2016-2017	2016-2017	2016-2017	2016-2017	TOTAL
Amount	Amount	Amount	Amount	Amount	Amount	Amount
\$ 252,554.61	\$ 71,368.13	\$ -	\$ 24,382.77	\$ 858,002.47	\$ -	\$ 1,323,784.60
\$ -	\$ -	\$ -	\$ (8,985.32)	\$ -	\$ -	\$ (8,985.32)
\$ -	\$ -	\$ -	\$ -	\$ -	\$ -	\$ -
\$ 252,554.61	\$ 71,368.13	\$ -	\$ 15,397.45	\$ 858,002.47	\$ -	\$ 1,314,799.28
\$ -	\$ -	\$ -	\$ -	\$ -	\$ -	\$ -
\$ 140,209.18	\$ 36,763.28	\$ -	\$ -	\$ 166,711.12	\$ -	\$ 594,174.78
\$ -	\$ -	\$ -	\$ -	\$ -	\$ -	\$ -
\$ -	\$ -	\$ -	\$ -	\$ -	\$ -	\$ -
\$ 140,209.18	\$ 36,763.28	\$ -	\$ -	\$ 166,711.12	\$ -	\$ 594,174.78
\$ 392,763.79	\$ 108,131.41	\$ -	\$ 15,397.45	\$ 1,024,713.59	\$ -	\$ 1,908,974.06
\$ 80,476.93	\$ 32,357.96	\$ -	\$ 15,397.45	\$ 279,931.43	\$ -	\$ 651,574.36
\$ -	\$ -	\$ -	\$ -	\$ -	\$ -	\$ -
\$ 80,476.93	\$ 32,357.96	\$ -	\$ 15,397.45	\$ 279,931.43	\$ -	\$ 651,574.36
\$ 312,286.86	\$ 75,773.45	\$ -	\$ -	\$ 744,782.16	\$ -	\$ 1,257,399.70
\$ -	\$ 2,403.97	\$ -	\$ -	\$ -	\$ -	\$ 2,403.97
\$ -	\$ -	\$ -	\$ -	\$ -	\$ -	\$ -
\$ -	\$ -	\$ -	\$ -	\$ 8,740.00	\$ -	\$ 10,958.28
\$ -	\$ 2,403.97	\$ -	\$ -	\$ 8,740.00	\$ -	\$ 13,362.25
\$ -	\$ -	\$ -	\$ -	\$ -	\$ -	\$ -
\$ 312,286.86	\$ 73,369.48	\$ -	\$ -	\$ 736,042.16	\$ -	\$ 1,244,037.45

2016-2017	2016-2017	2016-2017	2016-2017	2016-2017	2016-2017	TOTAL
Amount	Amount	Amount	Amount	Amount	Amount	Amount
\$ 6,506.49	\$ 3,001.39	\$ -	\$ -	\$ 5,816.39	\$ -	\$ 32,042.35
\$ 73,970.44	\$ 31,760.54	\$ -	\$ 15,397.45	\$ 274,115.04	\$ -	\$ 621,935.98
\$ 80,476.93	\$ 34,761.93	\$ -	\$ 15,397.45	\$ 279,931.43	\$ -	\$ 653,978.33
\$ 80,476.93	\$ 32,357.96	\$ -	\$ 15,397.45	\$ 279,931.43	\$ -	\$ 651,574.36
\$ -	\$ -	\$ -	\$ -	\$ -	\$ -	\$ -
\$ -	\$ -	\$ -	\$ -	\$ -	\$ -	\$ -
\$ -	\$ -	\$ -	\$ -	\$ -	\$ -	\$ -
\$ 80,476.93	\$ 32,357.96	\$ -	\$ 15,397.45	\$ 279,931.43	\$ -	\$ 651,574.36
\$ -	\$ 2,403.97	\$ -	\$ -	\$ -	\$ -	\$ 2,403.97

SPECIAL REVENUE FUND ACCOUNTS COVERING THE PERIOD JULY 1, 2016, to JUNE 30, 2017
ESTIMATE OF NEEDS FOR 2017-2018

EXHIBIT "I"

Page 1

Special Revenue Fund Accounts:	Estray Animals Fund	NACCHO Grant Fund	County Rewards Program Fund
Schedule 1, Detail of Bond and Coupon Indebtedness as of June 30, 2017	2016-2017	2016-2017	2016-2017
CURRENT YEAR	Amount	Amount	Amount
ASSETS:			
Cash Balance June 30, 2017	\$ 348.47	\$ -	\$ 200.00
Investments	\$ -	\$ -	\$ -
TOTAL ASSETS	\$ 348.47	\$ -	\$ 200.00
LIABILITIES AND RESERVES:			
Warrants Outstanding	\$ -	\$ -	\$ -
Reserve for Interest on Warrants	\$ -	\$ -	\$ -
Reserves From Schedule 8	\$ -	\$ -	\$ -
TOTAL LIABILITIES AND RESERVES	\$ -	\$ -	\$ -
CASH FUND BALANCE JUNE 30, 2017	\$ 348.47	\$ -	\$ 200.00
TOTAL LIABILITIES, RESERVES AND CASH FUND BALANCE	\$ 348.47	\$ -	\$ 200.00

Schedule 5, Expenditures Special Revenue Fund Accounts of Current Year	2016-2017	2016-2017	2016-2017
CURRENT YEAR	Amount	Amount	Amount
Cash Balance Reported to Excise Board 6-30-2016	\$ -	\$ 1,600.12	\$ 200.00
Cash Fund Balance Transferred Out	\$ -	\$ -	\$ -
Cash Fund Balance Transferred In	\$ -	\$ -	\$ -
Adjusted Cash Balance	\$ -	\$ 1,600.12	\$ 200.00
Ad Valorem Tax Apportioned To Year In Caption	\$ -	\$ -	\$ -
Miscellaneous Revenue (Schedule 4)	\$ 348.47	\$ -	\$ -
Cash Fund Balance Forward From Preceding Year	\$ -	\$ -	\$ -
Prior Expenditures Recovered	\$ -	\$ -	\$ -
TOTAL RECEIPTS	\$ 348.47	\$ -	\$ -
TOTAL RECEIPTS AND BALANCE	\$ 348.47	\$ 1,600.12	\$ 200.00
Warrants of Year in Caption	\$ -	\$ 1,600.12	\$ -
Interest Paid Thereon	\$ -	\$ -	\$ -
TOTAL DISBURSEMENTS	\$ -	\$ 1,600.12	\$ -
CASH BALANCE JUNE 30, 2017	\$ 348.47	\$ -	\$ 200.00
Reserve for Warrants Outstanding	\$ -	\$ -	\$ -
Reserve for Interest on Warrants	\$ -	\$ -	\$ -
Reserves From Schedule 8	\$ -	\$ -	\$ -
TOTAL LIABILITIES AND RESERVE	\$ -	\$ -	\$ -
DEFICIT: (Red Figure)	\$ -	\$ -	\$ -
CASH FUND BALANCE FORWARD TO SUCCEEDING YEAR	\$ 348.47	\$ -	\$ 200.00

Schedule 6, Special Revenue Fund Warrant Accounts of Current Year	2016-2017	2016-2017	2016-2017
CURRENT YEAR	Amount	Amount	Amount
Warrants Outstanding 6-30-2016 of Year in Caption	\$ -	\$ 636.00	\$ -
Warrants Registered During Year	\$ -	\$ 964.12	\$ -
TOTAL	\$ -	\$ 1,600.12	\$ -
Warrants Paid During Year	\$ -	\$ 1,600.12	\$ -
Warrants Covered to Bonds or Judgements	\$ -	\$ -	\$ -
Warrants Cancelled	\$ -	\$ -	\$ -
Warrants Stopped by Statute	\$ -	\$ -	\$ -
TOTAL WARRANTS RETIRED	\$ -	\$ 1,600.12	\$ -
BALANCE WARRANTS OUTSTANDING JUNE 30, 2017	\$ -	\$ -	\$ -

SPECIAL REVENUE FUND ACCOUNTS COVERING THE PERIOD JULY 1, 2016, to JUNE 30, 2017
ESTIMATE OF NEEDS FOR 2017-2018

EXHIBIT "I"

1

Flood Plains Board						
Fund	Fund	Fund	Fund	Fund	Fund	
2016-2017	2016-2017	2016-2017	2016-2017	2016-2017	2016-2017	Total
Amount	Amount	Amount	Amount	Amount	Amount	
\$ 1,499.58	\$ -	\$ -	\$ -	\$ -	\$ -	\$ 2,048.05
\$ -	\$ -	\$ -	\$ -	\$ -	\$ -	\$ -
\$ 1,499.58	\$ -	\$ -	\$ -	\$ -	\$ -	\$ 2,048.05
\$ -	\$ -	\$ -	\$ -	\$ -	\$ -	\$ -
\$ -	\$ -	\$ -	\$ -	\$ -	\$ -	\$ -
\$ -	\$ -	\$ -	\$ -	\$ -	\$ -	\$ -
\$ 1,499.58	\$ -	\$ -	\$ -	\$ -	\$ -	\$ 2,048.05
\$ 1,499.58	\$ -	\$ -	\$ -	\$ -	\$ -	\$ 2,048.05

2016-2017	2016-2017	2016-2017	2016-2017	2016-2017	2016-2017	TOTAL
Amount	Amount	Amount	Amount	Amount	Amount	
\$ 125.00	\$ -	\$ -	\$ -	\$ -	\$ -	\$ 1,925.12
\$ -	\$ -	\$ -	\$ -	\$ -	\$ -	\$ -
\$ -	\$ -	\$ -	\$ -	\$ -	\$ -	\$ -
\$ 125.00	\$ -	\$ -	\$ -	\$ -	\$ -	\$ 1,925.12
\$ -	\$ -	\$ -	\$ -	\$ -	\$ -	\$ -
\$ 1,700.00	\$ -	\$ -	\$ -	\$ -	\$ -	\$ 2,048.47
\$ -	\$ -	\$ -	\$ -	\$ -	\$ -	\$ -
\$ -	\$ -	\$ -	\$ -	\$ -	\$ -	\$ -
\$ 1,700.00	\$ -	\$ -	\$ -	\$ -	\$ -	\$ 2,048.47
\$ 1,825.00	\$ -	\$ -	\$ -	\$ -	\$ -	\$ 3,973.59
\$ 325.42	\$ -	\$ -	\$ -	\$ -	\$ -	\$ 1,925.54
\$ -	\$ -	\$ -	\$ -	\$ -	\$ -	\$ -
\$ 325.42	\$ -	\$ -	\$ -	\$ -	\$ -	\$ 1,925.54
\$ 1,499.58	\$ -	\$ -	\$ -	\$ -	\$ -	\$ 2,048.05
\$ -	\$ -	\$ -	\$ -	\$ -	\$ -	\$ -
\$ -	\$ -	\$ -	\$ -	\$ -	\$ -	\$ -
\$ -	\$ -	\$ -	\$ -	\$ -	\$ -	\$ -
\$ -	\$ -	\$ -	\$ -	\$ -	\$ -	\$ -
\$ 1,499.58	\$ -	\$ -	\$ -	\$ -	\$ -	\$ 2,048.05

2016-2017	2016-2017	2016-2017	2016-2017	2016-2017	2016-2017	TOTAL
Amount	Amount	Amount	Amount	Amount	Amount	
\$ -	\$ -	\$ -	\$ -	\$ -	\$ -	\$ 636.00
\$ 325.42	\$ -	\$ -	\$ -	\$ -	\$ -	\$ 1,289.54
\$ 325.42	\$ -	\$ -	\$ -	\$ -	\$ -	\$ 1,925.54
\$ 325.42	\$ -	\$ -	\$ -	\$ -	\$ -	\$ 1,925.54
\$ -	\$ -	\$ -	\$ -	\$ -	\$ -	\$ -
\$ -	\$ -	\$ -	\$ -	\$ -	\$ -	\$ -
\$ -	\$ -	\$ -	\$ -	\$ -	\$ -	\$ -
\$ 325.42	\$ -	\$ -	\$ -	\$ -	\$ -	\$ 1,925.54
\$ -	\$ -	\$ -	\$ -	\$ -	\$ -	\$ -

CERTIFICATE OF EXCISE BOARD
ESTIMATE OF NEEDS FOR 2017-2018

STATE OF OKLAHOMA, COUNTY OF WOODWARD

We, the members of the Excise Board of said County and State, do hereby certify that we have examined the foregoing estimates of proposed current expenses for the ensuing fiscal year as filed with the Board of County Commissioners, and those directly under, or in contractual relationship with, the Board of County Commissioners; we have ascertained from the Financial Statements submitted therewith the amount of Surplus Balances of Cash on Hand; we have considered the uncollected ad valorem taxes of the previous year or years; and we have ascertained that the probable Income estimated to be collected from all sources other than ad valorem taxation may reasonably be expected as a revenue for the ensuing fiscal year, and that the same does not exceed 90% of the actual collection from such sources for the previous fiscal year.

In so doing, we have diligently performed the duties imposed upon the Excise Board by 68 O.S. 1991 Section 3007, (1) ascertaining that the financial statements, as to statistics therein contained reflect the true fiscal condition at the close of the fiscal year, or caused the same to be corrected so to show; (2) struck from the estimate of needs so submitted any items not authorized by law and reduced to the sum authorized by law any items restricted by statute as to the amount lawfully expendable therefore; (3) supplemented such estimate after proper publication, by an estimate of needs prepared by this Excise Board to make provision for mandatory governmental functions where the estimate submitted wholly failed or was deemed inadequate to fulfill the mandate of the Constitutions or of the Legislature; (4) computed the total means available to each fund in the manner provided; and (5) then and only thereafter. -

Accordingly, we have and do hereby appropriate the Surplus Balances of Cash on Hand, and the Revenues and Levies hereinafter set forth for each Fund to the several and specific purposes named in such estimates, by each, to the intent and purpose that CONSTITUTIONAL GOVERNMENTAL FUNCTIONS shall be first assured and provided for, and subsequently to provide for Legislative Governmental Functions insofar as to the available Surpluses, Revenues and Levies will permit; and we have provided also that the Levies are in excess of the amount appropriated to needs after deducting the surplus cash balance on hand, and Estimated Revenues other than tax, by the percentage and amount or reserve for delinquent tax as hereinafter set forth, which we have determined in the manner provided by law.

We further certify that we have examined the within statements of account and estimated needs or requirements of the Governing Board of 2016 County, in relation to the Sinking Fund or Funds thereof, and after finding the same correct or having caused the same to be corrected pursuant to 68 O. S. 1991 Section 3009, have approved the requirements therefor to fulfill the conditions of Section 26 and 28 of Article 10, Oklahoma Constitution, and have made and certified a tax levy therefor to the extent of the excess of said total requirements over the total of items 2, 3, 6, and 12 of Exhibit "Y" (Page 2) and any other legal deduction, including a reserve of _____ % for delinquent taxes.

CERTIFICATE OF EXCISE BOARD
ESTIMATE OF NEEDS FOR 2017-2018

County Excise Board's Appropriation of Income and Revenue	General Fund	Building Fund	Co-op Fund	Industrial Bonds	Sinking Fund (Exc. Homesteads)
Appropriation Approved & Provision Made	\$ 6,493,119.82	\$ -	\$ -	\$ -	\$ -
Appropriation of Revenues	\$ -	\$ -	\$ -	\$ -	\$ -
Excess of Assets Over Liabilities	\$ 3,487,567.94	\$ -	\$ -	\$ -	\$ -
Unclaimed Protest Tax Refunds	\$ -	\$ -	\$ -	\$ -	\$ -
Miscellaneous Estimated Revenues	\$ 239,423.68	\$ -	\$ -	\$ -	\$ -
Est. Value of Surplus Tax in Process	\$ -	\$ -	\$ -	\$ -	\$ -
Sinking Fund Contributions	\$ -	\$ -	\$ -	\$ -	\$ -
Surplus Building Fund Cash	\$ -	\$ -	\$ -	\$ -	\$ -
Total Other Than 2016 Tax	\$ 3,726,991.62	\$ -	\$ -	\$ -	\$ -
Balance Required	\$ 2,766,128.20	\$ -	\$ -	\$ -	\$ -
Add 10% for Delinquency	\$ 276,612.82	\$ -	\$ -	\$ -	\$ -
Total Required for 2016 Tax	\$ 3,042,741.02	\$ -	\$ -	\$ -	\$ -
Rate of Levy Required and Certified (in Mills)	10.46	0.00	0.00	0.00	0.00

We further certify that the net assessed valuation of the Property, subject to ad valorem taxes, after the amount of all Homestead Exemptions have been deducted in the said County as finally equalized and certified by the State Board of Equalization for the current year 2017-2018 is as follows:

VALUATION AND LEVIES EXCLUDING HOMESTEADS				
County	Real	Personal	Public Service	Total
Total Valuation, WOODWARD	\$ 110,514,708.00	\$ 117,355,076.00	\$ 63,023,239.00	\$ 290,893,023.00

and that the assessed valuations herein certified have been used in computing the rates of mill levies and the proceeds thereof appropriated as aforesaid; and that having ascertained as aforesaid, the aggregate amount to be raised by ad valorem taxation, we thereupon made the levies therefor as provided by law as follows:

General Fund 10.46 Mills; Building Fund 0.00 Mills; Sinking Fund 0.00 Mills; Sub-Total 10.46 Mills;

Free Fair Budget Account (Levy Per Applicable Statute)	0.00 Mills;
Free Fair Improvement Budget Account (Net Proceeds of 1.00 Mill)	0.00 Mills;
Free Fair Additional Improvement Budget Account (Net Proceeds of 1.00 Mill)	0.00 Mills;
Library Budget Account (Net Proceeds of 1/2 of 1.00 Mill)	0.00 Mills;
Cooperative County/City-County Library Budget Account (1.00 to 4.00 Mills)	0.00 Mills;
County Cemetery (Prior To Aug. 15, 1933) Budget Account (Net Proceeds of 1/5 of 1.00 Mill)	0.00 Mills;
Public Buildings Budget Account (Not To Exceed 5.00 Mills)	0.00 Mills;
County Health Fund (Not To Exceed 2.50 Mills)	1.05 Mills;
Emergency Medical Service (Not To Exceed 3.00 Mills)	3.14 Mills;
Total County Levies	14.65 Mills;
County Wide Levy For Schools (4.00 Mills)	4.18 Mills;
Total County Wide Levy	18.83 Mills;

and we do hereby order the above levies to be certified forthwith by the Secretary of this Board to the County Assessor of said County, in order that the County Assessor may immediately extend said levies upon the Tax Rolls for the year 2018 without regard to any protest that may be filed against any levies, as required by 68 O. S. 1991, Section 2869

Dated at Woodward Oklahoma, this 26 day of September, 2017.

Edson Merkle
Excise Board Member

Jamie Peard
Excise Board Chairman

William Rutledge
Excise Board Member

Charlitt Waggoner
Excise Board Secretary



WOODWARD COUNTY, 77
STATISTICAL DATA
FISCAL YEAR 2017-2018

Total Valuation

Total Gross Valuation Real Property	\$	114,805,856.00
Total Homestead Exemption	\$	4,291,148.00
Total Real Property	\$	110,514,708.00
Total Personal Property	\$	117,355,076.00
Total Public Service Property	\$	63,023,239.00
Total Valuation of Property	\$	290,893,023.00

S. A. & I. No. 2633 (2009)

Current fiscal year

2017-2018

Date Certified

_____, 20__

Taxable Year

2017

Woodward COUNTY TAX LEVIES

2017-2018

UNIT OF TAXATION	SCHOOL DIST	COUNTY				CITIES & TOWNS	EMS	SCHOOL DISTRICTS			VO-TECH <u>10</u>		VO-TECH <u>24</u>		TOTAL
		General Fund	Sinking Fund	Health Fund	Common Fund	Sinking Fund	General Fund	General Fund	Building Fund	Sinking Fund	General Fund	Building Fund	General Fund	Building Fund	
Woodward	I-01	10.46		1.05	4.18		3.14	36.20	5.17	16.96			10.45	2.09	89.7
Woodward (Harper Co)	I-01							35.14	5.02	16.96			10.21	2.04	69.37
Mooreland	I-02	10.46		1.05	4.18		3.14	37.25	5.32	11.37			10.45	2.09	85.31
Mooreland (Major Co)	I-02							35.15	5.02	11.37	10.53	3.16			65.23
Sharon-Mutual	I-03	10.46		1.05	4.18		3.14	37.50	5.36	23.47			10.45	2.09	97.7
Sharon-Mutual (Dewey Co)	I-3							35.00	5.00	23.47			10.00	2.00	75.47
Ft Supply	I-05	10.46		1.05	4.18		3.14	37.24	5.32	13.45			10.00	2.00	86.84
Ft Supply (Ellis Co)	I-5							37.30	5.33	13.45			10.00	2.00	68.08
Ft Supply (Harper Co)	I-5							35.15	5.02	13.45			10.21	2.04	65.87
															0
															0
JOINT															0
Fargo-Gage (Ellis)	JI-02	10.46		1.05	4.18		3.14	37.31	5.33	21.79			10.45	2.09	95.8
Amett (Ellis)	JI-3	10.46		1.05	4.18		3.14	39.06	5.58	2.95					66.42
Freedom (Woods)	JI-06	10.46		1.05	4.18		3.14	37.37	5.34	0	10.64	3.19			75.37
Waynoka (Woods)	JI-03	10.46		1.05	4.18		3.14	36.56	5.22	0	10.64	3.19			74.44
Sailing (Dewey)	JI-08	10.46		1.05	4.18		3.14	35.72	5.10	25.93					85.58
Vici (Dewey)	JI-005	10.46		1.05	4.18		3.14	38.11	5.44	8.79			10.45	2.09	83.71
															0
															0
															0
															0
															0
															0

State of Oklahoma)
 County of Woodward) ss.

I, Charolett Waggoner, County Clerk for Woodward County, Oklahoma, do hereby certify that the above levies are true and correct for the taxable year 20__.

Witness my hand and seal _____

Common Fund - 4 Mill Levy County Wide Levy for Schools

Charolett Waggoner, Woodward County Clerk

Date: 7/28/2017

Time: 8:47AM

Assessor's Report to Excise Board Woodward

School District	Personal Property	Real Estate	Public Service	Total Valuation	Total Exemptions	Total Valuation Less Exemptions
11-A WOODWARD C	18,204,325	63,623,978	3,627,854	85,456,157	2,460,533	82,995,624
11-B WOODWARD R	38,474,455	20,003,700	16,009,603	74,577,758	633,018	73,944,740
Totals for 11 WOODWARD	56,678,780	83,627,678	19,727,457	160,033,915	3,093,551	156,940,364
12-A MOORELAND C	418,224	3,582,505	599,683	4,600,513	274,036	4,326,477
12-B MOORELAND R	14,577,720	12,747,803	15,003,590	42,329,113	284,803	42,044,310
Totals for 12 MOORELAND	14,995,944	16,330,409	15,603,273	46,929,626	558,839	46,370,787
13-AM MUTUAL C.	13,121	165,483	82,011	280,615	14,490	266,125
13-AS SHARDON C	23,440	342,554	81,767	447,761	25,000	422,761
13-B SHAR/MUT R	16,652,493	7,571,214	12,655,627	36,879,334	294,372	36,584,962
Totals for 13 SHAR/MUTUAL	16,669,054	8,079,251	12,819,405	37,587,710	333,862	37,253,848
15-A FTSUPPLY C	67,751	715,571	76,182	859,504	68,126	791,378
15-B FTSUPPLY R	512,059	926,344	175,110	1,613,553	32,402	1,581,151
Totals for 15 FT SUPPLY	579,850	1,641,915	251,292	2,473,057	100,528	2,372,529
JTI-2 ELLIS FAR	7,980,916	2,415,663	12,961,127	23,357,705	120,521	23,237,185
Totals for JTI-2 ELLIS FAR	7,980,916	2,415,663	12,961,127	23,357,706	120,521	23,237,185
JTI-3 ELLIS ARN	9,746,758	310,111	6,468	10,063,337	7,000	10,056,337
Totals for JTI-3 ELLIS ARN	9,746,758	310,111	6,468	10,063,337	7,000	10,056,337
JTI-3 WOODS WAY	764,772	141,913	683,952	1,590,637	0	1,590,637
Totals for JTI-3 WOODS WAY	764,772	141,913	683,952	1,590,637	0	1,590,637
JTI-5 DEWEY VIC	948,533	910,412	545,927	2,404,872	52,847	2,352,025
Totals for JTI-5 DEWEY VIC	948,533	910,412	545,927	2,404,872	52,847	2,352,025
JTI-6 WOODS FRE	2,447,736	903,997	35,756	3,387,489	12,000	3,375,489
Totals for JTI-6 WOODS FRE	2,447,736	903,997	35,756	3,387,489	12,000	3,375,489
JTI-8 DEWEY SEL	6,522,733	444,507	388,582	7,355,822	12,000	7,343,822
Totals for JTI-8 DEWEY SEL	6,522,733	444,507	388,582	7,355,822	12,000	7,343,822
Total Assessed Valuation:	117,355,076	114,805,856	63,023,239	295,184,171	4,291,148	290,893,023

I, Mistie Dunn County Assessor of Woodward County, Oklahoma do certify that the values as set forth for the above School Districts of said County are true and correct for the year 2017 as certified by the State Board Of Equalization.

Given under my hand this 28th day of July, 2017

Mistie Dunn
Mistie Dunn, Woodward County Assessor

FILED

AUG 16 2017

CHAROLETT WAGGONER, COUNTY CLERK
BY Charollett Waggoner



FILED
OCT 25 2017
State Auditor & Inspector